

The logo consists of a thick teal rounded square frame. Inside the frame, the words "AxFlow" and "SYSTEMS" are stacked vertically in a bold, teal, sans-serif font. Three teal arrowheads point from the right side of the frame towards the text.

**AxFlow
SYSTEMS**

A decorative graphic of teal dots forming a path. It starts as a horizontal line on the left, enters the AxFlow Systems logo frame, exits on the right, turns 90 degrees down, then 90 degrees left, and finally 90 degrees down again towards the bottom of the page.

**SYSTEMS
CATALOGUE**

ABOUT AXFLOW

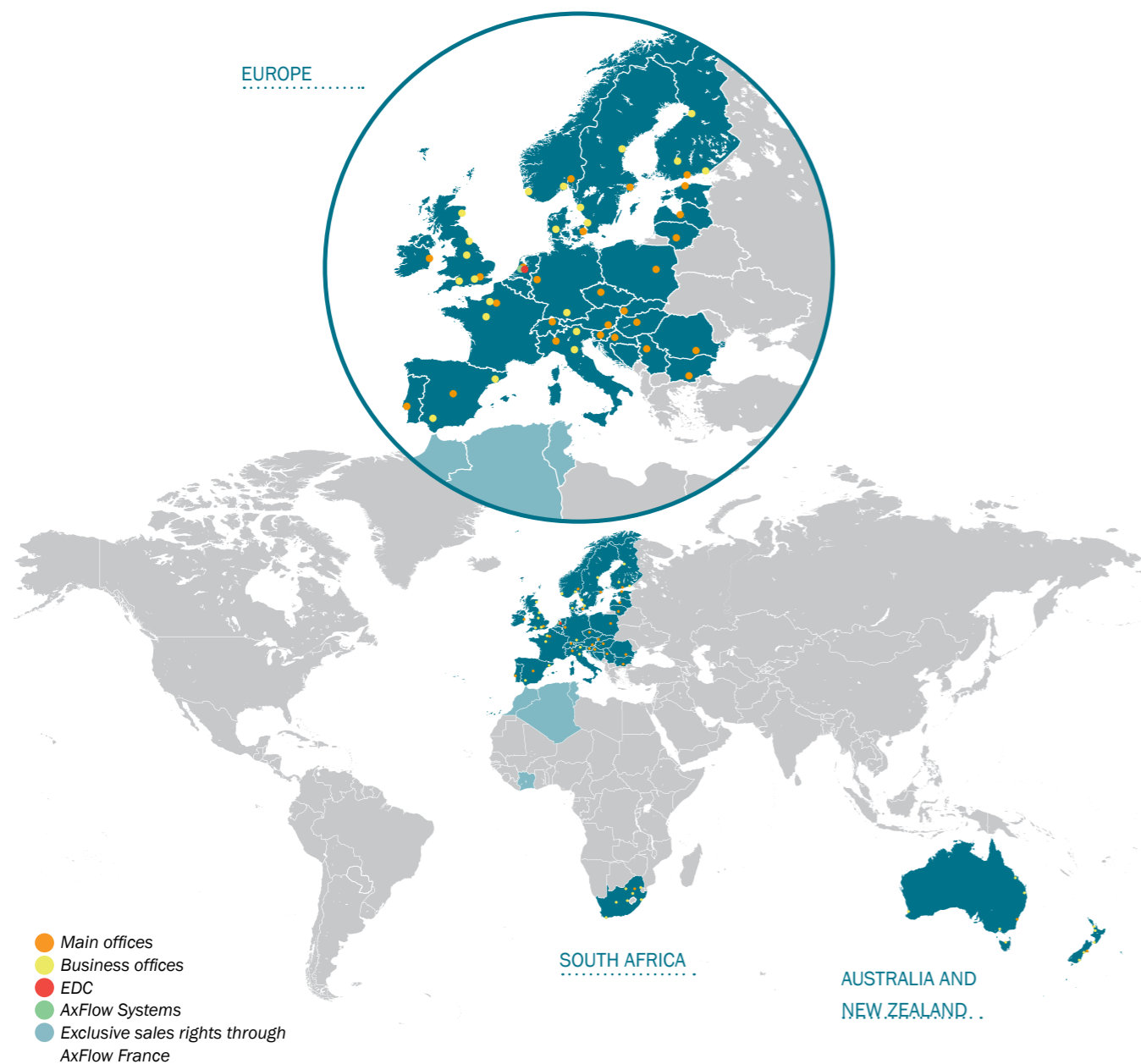
Since its founding in 1989, AxFlow has represented the world's leading manufacturers of industrial and laboratory pumps, agitators and other process equipment.

AXFLOW GROUP IN THE WORLD

- ✓ Over 700 experts in the field of fluid mechanics and process technology
- ✓ Representation in 29 countries in Europe, South Africa, Australia and New Zealand
- ✓ Central distribution warehouse in the Netherlands with delivery of critical parts within 48 hours
- ✓ AxFlow Systems – design and construction of complete solutions for pumping, vacuum and other process systems
- ✓ Strong financial background and unique corporate culture of owner Axel Johnson, founded in 1873



AXFLOW HEADQUARTERS IN THE CZECH REPUBLIC



AXFLOW IN THE CZECH REPUBLIC AND SLOVAKIA OFFERS

- ✓ Wide portfolio of high-end process equipment (positive displacement and centrifugal pumps, vacuum pumps, agitators, mixers, heat exchangers, homogenizers, separators, valves, filters)
- ✓ Original spare parts with fast delivery
- ✓ Regular and emergency service
- ✓ Fast-growing engineering department
- ✓ Design, delivery and commissioning of complete solutions
- ✓ Detailed documentation
- ✓ Expert assistance and consulting
- ✓ Detailed product information at www.axflow.cz



AXFLOW DESIGNS COMPLETE SYSTEMS FOR YOU

to keep your processes running!

The AxFlow Systems concept is simple,
we will design and deliver a complete turnkey solution.

No matter if you need to dose chemicals, extract vapours or solve a CIP process
in the pharmaceutical industry. We deliver more and more complete pumping, vacuum and
mixing systems and we love it.

Contact us and we'll build one for you!



PACKED UNITS

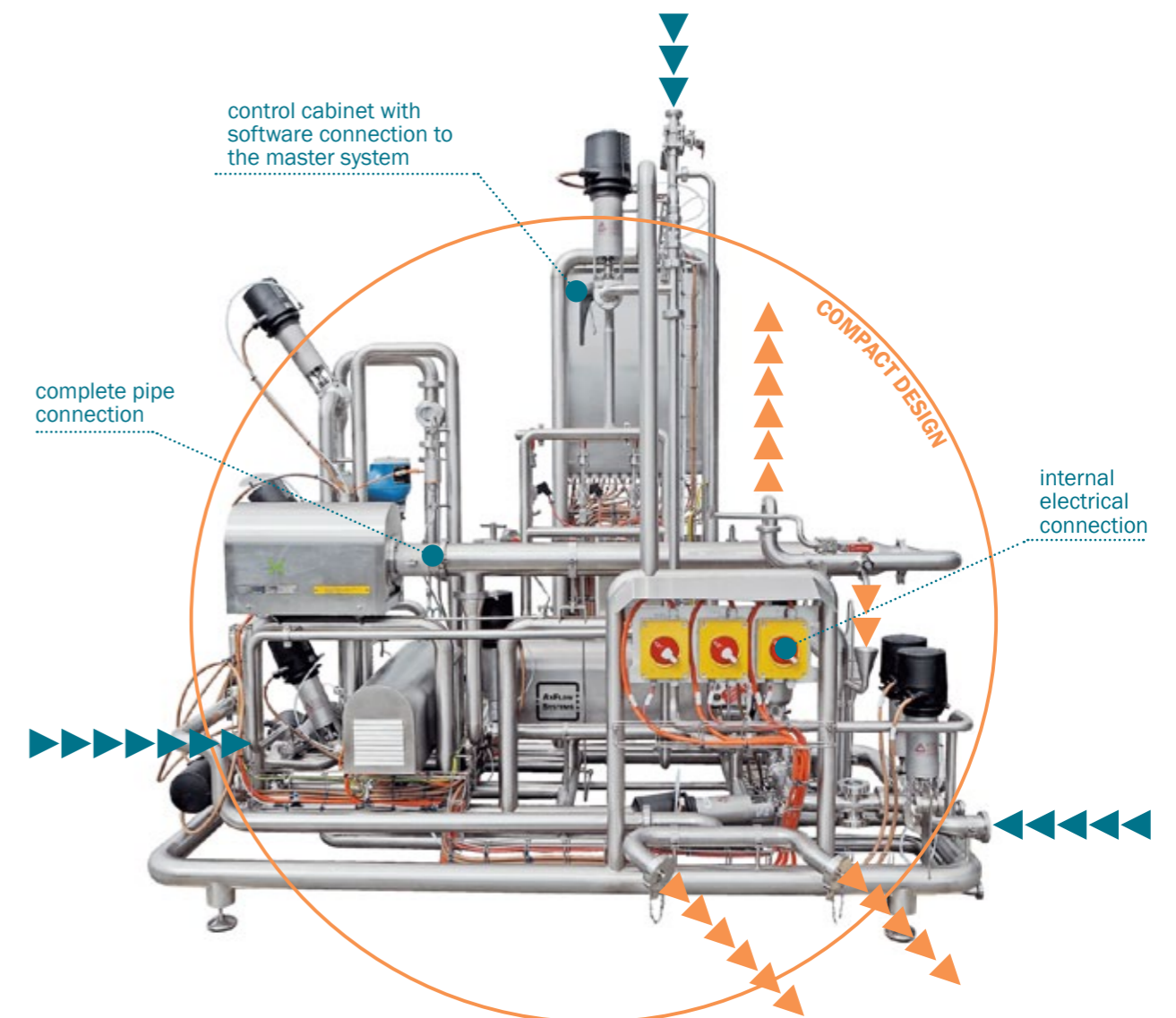
**Every delivery of new technology means
an intervention in existing operations.**

Because we know how expensive production time is,
we offer our systems as packed units that dramatically
reduce the necessary downtime of the associated
technology, minimizing production ramp-up issues.
But our packed units are not catalogue numbers and
we always build them to order, so you don't lose the
option of customization.

Take valuable installation time off your hands!

BENEFITS OF PACKED UNITS

- ✓ Mechanical and electrical assembly on site
- ✓ Complete functional test before dispatch
- ✓ Possibility of integrated touch screen control
- ✓ Space-saving compact design
- ✓ Significantly faster on-site installation (shorter
downtime)
- ✓ Possibility of certification to the required ATEX
zone
- ✓ 24 months warranty



HOW DOES COOPERATION WITH US WORK?



ENQUIRY

Together we'll discuss what you need to solve

The opportunities to improve your process are endless.

- ✓ Would you like to automate product dispensing on the assembly line?
- ✓ Solve milk separation and homogenization?
- ✓ Ensure accurate injection and mixing in the chemical process?
- ✓ Does our solution have to work autonomously or do you want to software integrate it into the entire operation?
- ✓ Do you need to design solution for an ATEX zone?

1 SOLUTION PROPOSAL

Based on your needs and our experience, we will design a **solution tailored to your application, space and budget.**

Inspecting your operation in advance will ensure that our solution fits perfectly into the overall technology.

ORDER

WE PERCEIVE EVERY REALIZATION AS A PROJECT

The project will be taken over by one experienced AxFlow project manager, who is responsible for the implementation and with whom you will handle the entire project.

3

ENGINEERING

We will **regularly consult with you** on emerging solutions.

We design all systems in 3D software, so you get a **complete design service in 2D and 3D.** After we agree on the connecting points, we proceed to the production and completion of the solution.

WE KEEP TAKING CARE OF YOU

7

SERVICE, SUPPORT AND WARRANTY

It doesn't end with the delivery of the system for us. We are confident in our solutions, so we offer a superior **24-month warranty.** If the system shows deficiencies or stops working, **we will come and fix the problem.** If, over time, you find that you would like to further modify or expand the system, we will be only too happy to do so.

The manual will also give you complete **instructions for regular maintenance.** You can arrange it yourself, but you don't have to. **Our service department** is ready to ensure long-term trouble-free operation.

We can also arrange **additional documentation** in advance.

- ✓ Material certificates according to EN 10204 – 3.1, 2.2
- ✓ Hygienic component certifications (EHEDG, FDA, 3-A, EC 1935/2004, USP)
- ✓ Performance and pressure components tests
- ✓ Project documentation according to the provided samples

OPERATOR AND MAINTENANCE TRAINING

We invent and build the entire solution in AxFlow, so we know it down to the last screw. As soon as everything is ready, we train the operators and maintenance staff on-site so that everyone is familiar with the new technology.

SYSTEM TESTING AND HANDOVER

We provide transport to the site and connect the unit to the follow-up technology. We have our own **welding team, electrician and programmer.**

Therefore, any piping, assembly, electrical wiring or software connection to the control system is not an obstacle.

6

PRODUCTION AND ASSEMBLY

4

We will **assemble the entire solution** in our modern workshop and **execute basic leak test.**

We fit the unit with sensors and electrically connect it. **We will also write and test the control software.**

INSTALLATION

5

We will arrange an **installation date** at your plant and arrange for the unit to be installed on site.



HYGIENIC SYSTEMS


AxFlow solutions for the food and pharmaceutical industry place a high value on the quality of materials, smooth surfaces, excellent cleanability, certifications and operational safety. Thanks to our direct links to the world's leading manufacturers, we offer extensive know-how in pumping, mixing, homogenization, separation and filtration.

MAIN FEATURES

- ✓ Stainless materials: SS304, SS316L
- ✓ Smooth surfaces (Ra <1,6/0,8)
- ✓ Easy cleanability
- ✓ Hygienic certifications (EHEDG, 3A, FDA, EC 1935/2004, USP)
- ✓ Material certificates
- ✓ ATEX certification option

TYPICAL APPLICATIONS

- ✓ Liquids dosing
- ✓ Big bag station with dosing
- ✓ Emulsions mixing
- ✓ Product heating and cooling
- ✓ High-pressure homogenization
- ✓ Centrifugal separation



Hygienic systems

DOSING OF AROMAS

Compact dosing unit for continuous injection of two food aromas into the base mass.

The system continuously monitors the actual flow rate of chocolate base and adjusts the instantaneous injection of aroma before the static pipeline mixer by PID control. Frequency-controlled microgear pumps with non-contact flow meters ensure hygienic operation. The system automatically monitors the current amount of aromas in the supply tank and warns of the need to refill it.



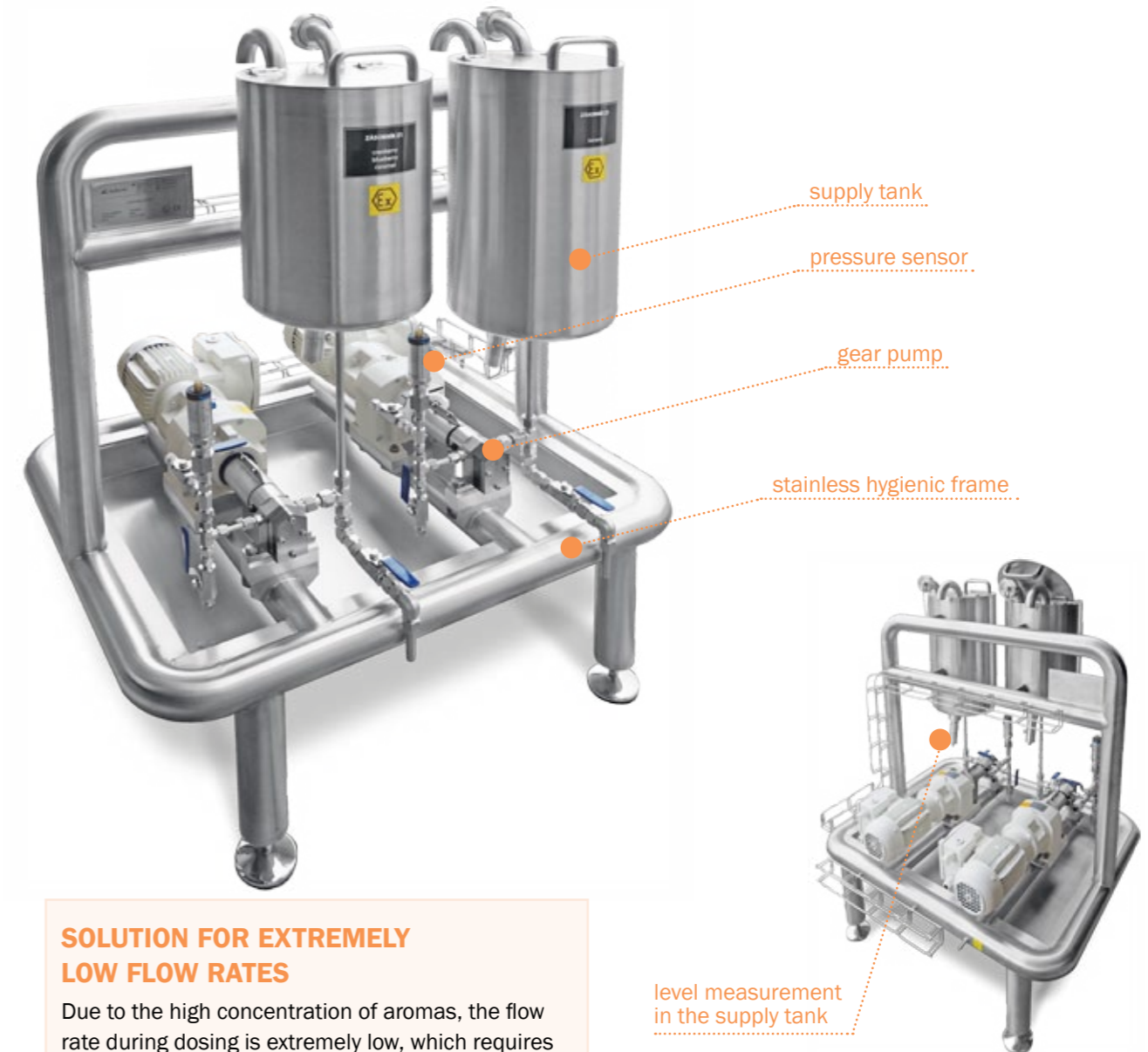
FLOW RATE
0,4 - 5,0 l/h

ACCURACY
2 - 5 %

SUPPLY TANKS
15 - 20 l

MATERIAL
AISI 316 L

FOOTPRINT
1 x 0,8 m



SOLUTION FOR EXTREMELY LOW FLOW RATES

Due to the high concentration of aromas, the flow rate during dosing is extremely low, which requires a special approach to pump selection and flow rate measurement.



Hygienic systems

DOSING OF FOOD COLORANTS

Fully automatic system for dosing six plant food colorants into the blender for vegetarian food processing.

According to the recipe, the system ensures the exact dosage of each colorant and then the colorants mixture is gravity flushed directly into the mixer. The venting and washing programs for the entire unit are also automated.

DOSE 5 - 2.000 g	MATERIAL AISI 316L
ACCURACY 1 - 2 %	HEIGHT 2 m
TANK CAPACITY 20 - 70 l	FOOTPRINT 5,2 x 1,2 m

mixing tank with rinsing



hygienic control cabinet

dosing nozzles

refill pumps

flowmeter

supply tank

metering pumps

hygienic base frame



HIGH LEVEL OF AUTOMATION

High recipe variability and high dosage accuracy of around 1%. The system is also ready for automatic refilling from supply tanks and can dispense each colorant into two different paths.



automatic tanks refilling



Hygienic systems

PREPARATION AND DOSAGE OF SUSPENSION

Hygienic unit for the preparation and dosing of natural preservative suspension in the production of vegetarian dishes.

The system ensures the dosing of the required amount of water, the operator manually empties the bag of powder into the prepared basket and the agitator ensures the homogenization of the suspension and its continuous maintenance in the float. When a batch is required to be dispensed into the mixer, the metering pump will ensure the exact volume of the batch. Also offers both automated venting and system washing including tank showering.

ergonomic stainless frame with built-in platform



automatic valve with integrated control

hygienic agitator


control cabinet

flowmeters

stainless supply tank

rotary piston pump

stainless base frame



EASY OPERATION

Integrated platform for easy loading of bags with powder. Possibility of dosing into two different routes. All stainless steel agitator for maximum operational safety with intensive pressure washing.

BATCH
100 - 1.000 kg

HEIGHT
2,8 m

SUSPENSION CONCENTR.
11 % (hm.)

FOOTPRINT
3 x 1,8 m

ACCURACY
1 - 2 %

WEIGHT
800 kg



Hygienic systems

BOTTLING AND DOSING OF VINEGAR

System for bottling and dosing two vinegar concentrations into a mixer for the production of vegetarian dishes.

The mezzanine dust-proof operating tanks are automatically filled from the central tank below. The metering pumps then pressurize the required vinegar into one of the four mixers.

BATCH
4 - 30 kg

MATERIAL
AISI 316L

TANKS CAPACITY
200 l

HEIGHT
2 m

ACCURACY
1 - 2 %

FOOTPRINT
2,3 x 1,1 m



MAINTENANCE-FREE AUTOMATIC SYSTEM

Dustproof design of vinegar refill tanks for safe, hygienic operation in dusty environments. Precise pressure dosing with very reliable dose repeatability.



Hygienic systems

MIXING AND DOSING OF VINEGAR

Compact unit for the preparation of vinegar in the required concentration.

The system provides quick dispensing of drinking water and concentrated vinegar and the hygienic all-stainless steel agitator ensures good mixing of the mixture. The transfer pump maintains a sufficient level in the dosing tank.

BATCH
150 l


HEIGHT
2 m

ACCURACY
2 %

FOOTPRINT
2,2 x 1,1 m

MATERIAL
AISI 316L

WEIGHT
400 kg



HYGIENIC CONSTRUCTION

All stainless steel design for intensive washing operation, simple remote unit control.

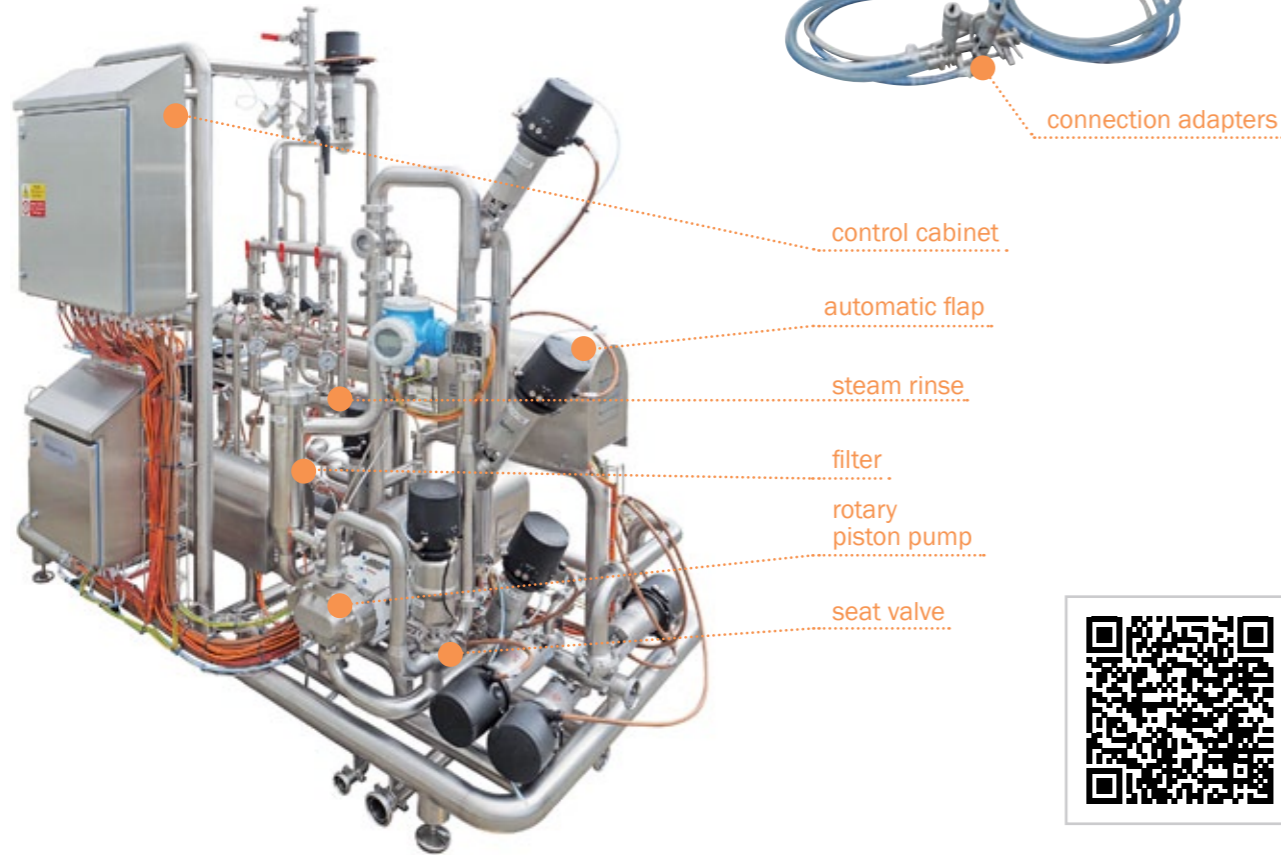


Hygienic systems

FRUIT YOGHURT MIXING

Very compact unit for precise mixing of fruit yoghurts in a dairy plant.

Two dosing routes are used to determine the proportional amount of ingredients in the yoghurt and a yoghurt mixer is used to achieve high homogeneity and fineness of the output product. The unit is integrated into continuous production and responds to the current performance of the production line by PID control.



COMP. 1 FLOW RATE. 500 - 3.000 l/h
ACCURACY ± 2 %

COMP. 2 FLOW RATE 100 - 800 l/h
HEIGHT 2,2 m

OUTPUT 3.000 - 5.500 pcs/h
FOOTPRINT 2,3 x 1,2 m

IMPLEMENTATION INTO THE PRODUCTION LINE

High homogeneity of the end product, sophisticated CIP and SIP cleaning of the unit. The highly compact design of the unit is precisely adapted to the production site.



Hygienic systems

BIG BAG STATION WITH SUGAR DOSING

Complete station for dosing crystal sugar directly from 500 kg big bags with a sequence of screw conveyors including a vibrating station with sugar filtration for maximum operational safety.

BIG BAG 500 kg
DOSING up to 100 kg/min
MATERIAL AISI 304
HEIGHT 4,7 m
FOOTPRINT 4,2 x 5 m

crane


500 kg big bag

vibration motors

anti-fouling vent system

supply tank

screw conveyor



screw conveyor drive

clogging sensor

2,4 mm vibrating sieve

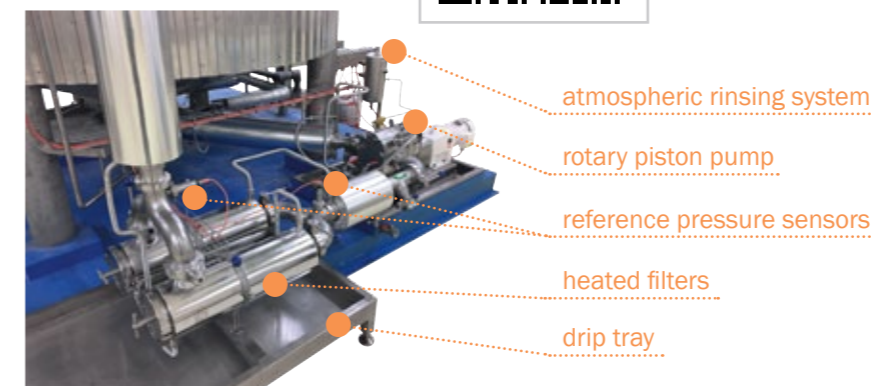
vibration motors

robust frame



SUGAR SYRUP TRANSFER STATION

A rotary piston pump handles the transport between the central tanks, pushing the viscous syrup through high-capacity filters in a fully heated system.



atmospheric rinsing system

rotary piston pump

reference pressure sensors

heated filters

drip tray

PRESSURE up to 13 bar

FLOW RATE 4 m³/h

FILTRATION FINENESS 200 microns

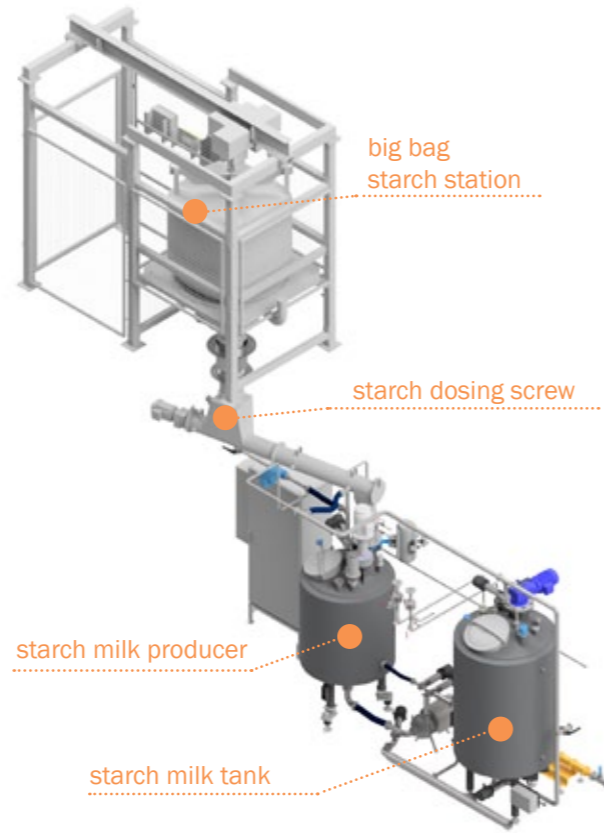


Hygienic systems

STARCH MILK PRODUCTION

Unit for automatic preparation of starch milk of desired concentration from powdered starch and water.

The production station starts with a big-bag station with a crane to easily attach a 500 kg big bag of starch. The starch and water dosing is done simultaneously to increase the speed of preparation and uses a combination of flowmeter and scales. A special dynamic starch mixer is used to mix the ingredients thoroughly. Once the mixing is complete, the contents are pumped into a tank for further dosing in the preparation of the jelly candy base. The dosing is then handled by a hygienic Mono NOV PC pump. The entire system is by its heating, construction and control adapted to minimize the sedimentation of starch to prevent it from hardening.



OVERALL INSTALLATION SCOPE

BATCH PREP. SPEED
10 m

STARCH MILK CONCENTRATION
25 %

TANK CAPACITY
1.000 l

PRODUCER CAPACITY
500 l



Hygienic systems

SEDIMENTATION OF THE MEDIUM


Starch is a medium that settles very easily and quickly. When this complication occurs, when combined with water, it practically forms concrete that can only be got rid of by disassembling the components and complicated cleaning. The constant circulation and mixing of the starch is ensured by the control software and components with subsequent thorough cleaning with water.



DETAIL OF THE TANKS



The unit is certified for operation in hazardous areas - ATEX zone 2, dust.





Hygienic systems

CFA STATION FOR THE JELLY CANDIES PRODUCTION

System for the continuous production of 6 flavours of candies from a base mass - colourants, flavourings, acid mixes and apple concentrate.

Principle of mixture preparation:

The jelly blend consists of a starch-based base, which is supplemented with precise amounts of colourants, flavourings, acid mixes and apple concentrate. The unit incorporates a combination of gravity dosing controlled by levels in the mixing tank and precise dosing of the remaining components by a pump through a flow meter. The resulting components are mixed and the mixture is automatically dispensed into the mogul heads.

TOTAL INDEPENDENT PRODUCERS

6

SINGLE BATCH PREPARATION SPEED

2 min

SINGLE BATCH SIZE

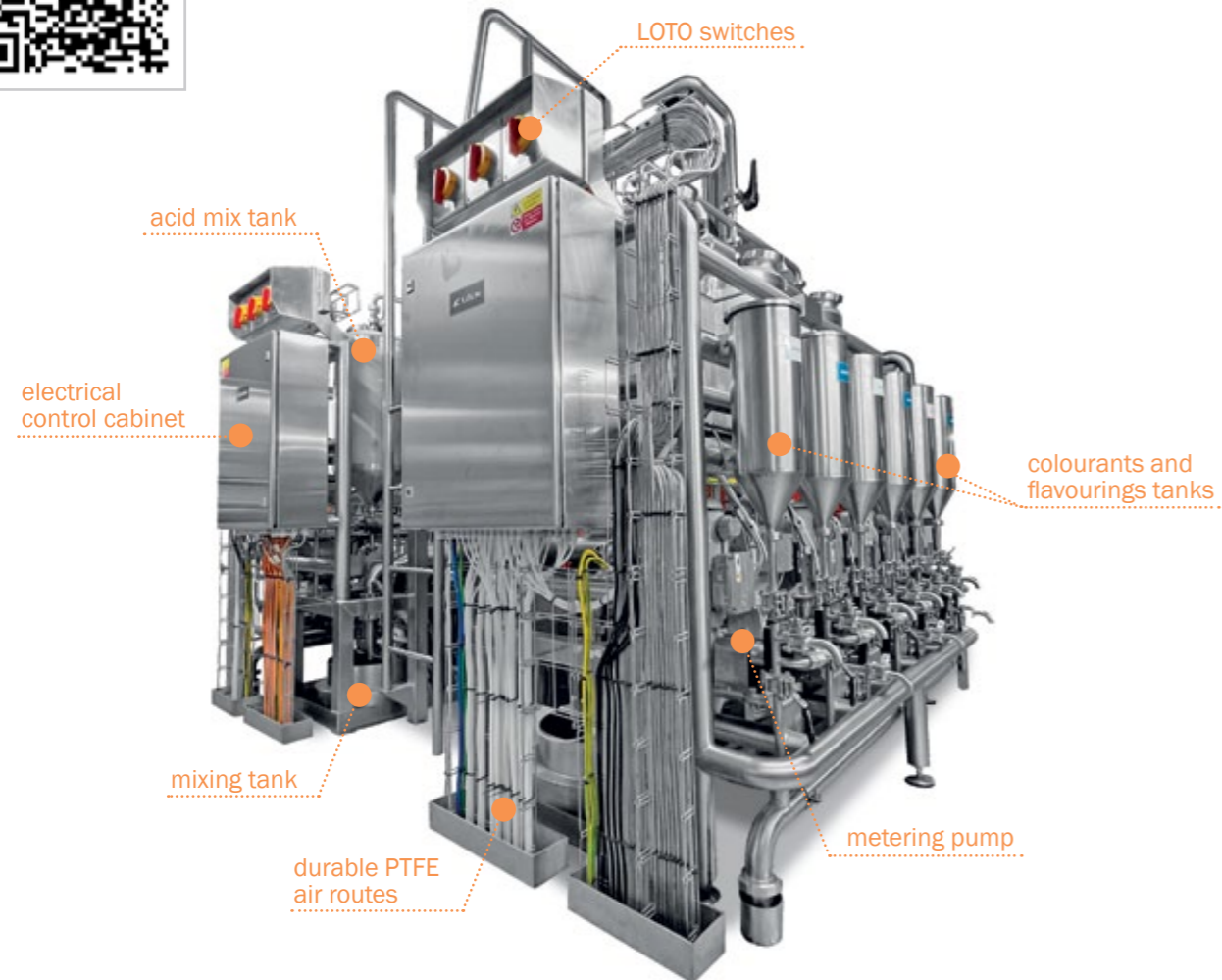
50 kg

TOTAL UNIT CAPACITY


1-2 t/h

AUTOMATED CLEANING

The unit incorporates sophisticated, automated washing of all tanks and lines, saving time and manpower and achieving consistent results. The entire unit or selected parts can be automated.



Hygienic systems



CANDY PRODUCTION

HIGH AUTOMATION

Production in the CFA station is controlled from a central touch-screen control panel, on which different production recipes are easily set. All tanks except colourants and flavourings are monitored and automatically refilled for efficient production with minimum manual labour.




OPERATOR TRAINING



OVERALL INSTALLATION SCOPE

BENEFITS OF A MODERN CFA STATION

- ✓ High level of automation
- ✓ Easy recipe change
- ✓ High mix safety
- ✓ Operational safety
- ✓ Elimination of risky glass cylinders





Hygienic systems

IBC DOSING STATION FOR GLUCOSE AND INVERT SYRUPS

Simple station for dosing viscous glucose and invert syrups into the mixer during the production of muesli products.

The construction allows the IBC container to be safely placed on the pallet scale. A hygienic metering rotary piston pump ensures that the required dose is dispensed into the mixer according to the weight loss.



IBC container

inclined platform with stops

pallet scale

drip tray

metering rotary piston pump



electric heating of IBC container with regulation

suction hose heating

FLOW RATE
10 - 25 kg/min

PRESSURE
10 bar

ACCURACY
2 - 5 %

HEIGHT
1,8 m

VISCOSITY
up to 10.000 cP

FOOTPRINT
1,3 x 1 m

COMPACT FOOTPRINT

Thoughtful design with a compact footprint that barely exceeds 1 pallet space. The inclined storage platform allows the complete emptying of the IBC container. It can be fitted with inlet/discharge pump heating.

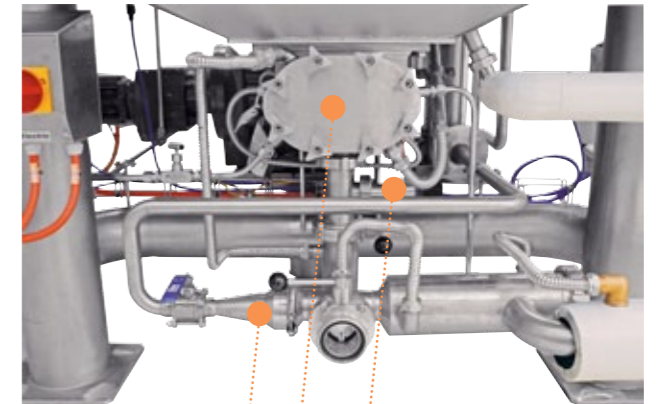


Hygienic systems

REWORK UNIT FOR CANDY WASTE REDUCTION

Compact unit for melting and processing non-standard candy for further processing.

A heated container with a grate allows the failed candies to be emptied and the melted mixture flows into the rectangular flange of the rotary piston pump. This ensures pumping for further processing through a hygienic filter and magnetic metal particle separator to ensure maximum product purity for blending into the final confectionery. The unit also incorporates an automatic washing program using shower balls.



hygienic pressure sensor

heated pump head

check valve

TEMPERATURE
70 °C

FLOW RATE
250 l/h

TANK CAPACITY
350 l

MATERIAL
AISI 316L

FOOTPRINT
2 x 1,1 m

WEIGHT
2,5 t



duplicated container

hygienic control cabinet

rotary piston pump

heated demagnetizer

heated filter



AIR-OPERATED LID

The operation of the unit is facilitated by the pneumatic opening of the lid, which also increases protection against hot surfaces.



Hygienic systems


MOBILE HEAT EXCHANGER STATION

Experimental unit for R&D department in a food processing plant.

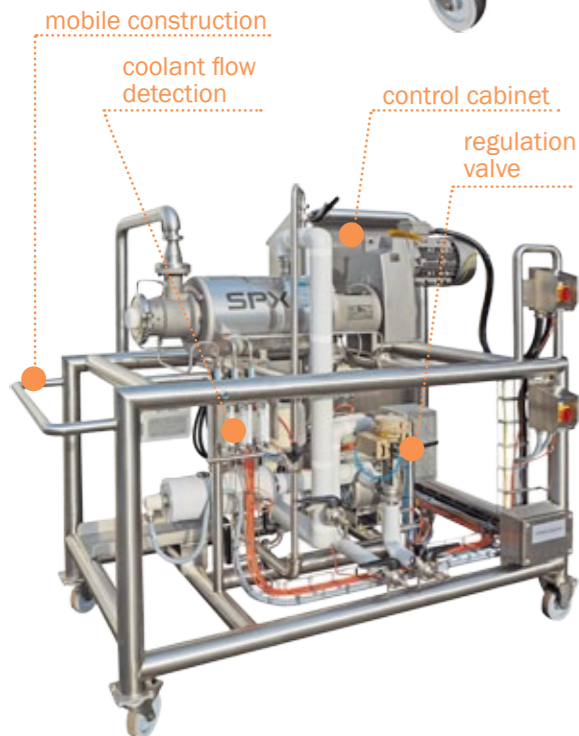
The system provides cooling or heating of viscous food products in a scraped surface heat exchanger during the production of new confectionery. The unit is capable of automatically responding to the amount of flowing product by PID control. The heating function is provided by a heating coil, cooling is supplied via a secondary circuit with a brazed plate heat exchanger.

UNIVERSAL USABILITY

Highly flexible system with both manual and fully automatic modes and a high temperature range. Mobile yet fully hygienic design with a high safety standard.



- insulation
- scraped surface heat exchanger
- brazed plate heat exchanger
- centrifugal cooling pump
- butterfly valve



- mobile construction
- coolant flow detection
- control cabinet
- regulation valve



FLOW RATE

50 kg/h

HEAT RANGE

0 - 90 °C

VISCOSITY

up to 1.000.000 cP

HEIGHT

2 m

FOOTPRINT

2,3 x 1,4 m



Hygienic systems

COMBINATION OF SCRAPED SURFACE HEAT EXCHANGERS

Exchanger station with series-connected scraped surface heat exchangers for efficient cooling of the base material in confectionery production.

The scraped heat exchangers allow processing of the most viscous products while maintaining trouble-free cleaning. In this case, the unit allows controlled crystallization of sugar syrup at temperatures around 100 °C. The double mechanical seals of the exchangers are flushed with a control medium with a monitored flow rate. The positioning of the exchangers on top of each other saves the footprint of the unit.

MEDIUM TEMPERATURE

95 - 130 °C

HEIGHT

1,9 m

HEAT TRANSF. SURFACE

1,7 m³

FOOTPRINT


3 x 0,8 m

VISCOSITY


15.000 cP

WEIGHT

500 kg



- CIP connection
- votator
- control fluid flowmeters
- heavy-duty drive
- LOTO switch
- base frame with hygienic design



- coolant insulation

SOLUTION FOR DEMANDING PRODUCTS

Powerful exchangers drives ensure the product is safely scraped from the walls to avoid from sticking or caking on the exchanger walls.



Hygienic systems

MOBILE TOOTHPASTE FILLING STATION

Mobile unit for filling toothpastes in multiple equipment levels.

The autonomous unit provides transferring/filling of toothpaste. Due to the extreme viscosity and abrasiveness of the product, we have integrated rotary piston pumps with jacketed rotors. The pumping unit is ready for autonomous operation and remote control from a central system. Various equipment levels include the option of a special cable reel, the facilitation of cleaning with a lid extraction system, or the integration of a filling hopper with filtration. The mobile design provides flexibility for on-site use.



various equipment variants



custom port modification

easy opening system of the pump lid



control cabinet

gear motor with frequency converter

reel connection cable

rotary piston pump

construction with reduced ground clearance



FLOW RATE
20 kg/min

VISCOSITY
up to 100.000 cP

MATERIAL
AISI 316L

FOOTPRINT
1,2 x 0,9 m (1,3 x 1,6 m)

UNIQUE DESIGN ELEMENTS

The design of the trolley incorporates a number of unique solutions. The clearance of the pump connection is absolutely minimized for functional reasons. Each pump has specially extended ports with protection against finger tucking into the pump chamber. Due to the thorough cleaning of the pump chamber, a safe pull-out system for removing the lid is also installed.

folding steps for easy filling of the tank



Hygienic systems

MOBILE DISPENSING STATION

Mobile ethanol dispensing unit.

The unit is adapted for two 60 l jerry cans, connecting suction needle and using a dispensing gun to transfer their contents further into the process. System includes air-operated diaphragm pumps in a hygienic design with an integrated volume pulsation damper. The pump output is regulated by throttling the compressed air at the pump inlet.

COMBINATION OF ATEX STANDARD AND HYGIENIC OPERATION

The entire system is designed for hazardous areas. Hygienically certified and easy to clean components guarantee product safety.



MEDIUM
ethanol, propylene glycol

HEIGHT
1,2 m

FLOW RATE
10 l/min

FOOTPRINT
1,5 x 0,9 m

PRESSURE
up to 7 bar

WEIGHT
110 kg

air treatment

FDA flexible hose


integrated pulsation damper

dispensing gun

AODD pump

drip tray

stainless steel trolley





Hygienic systems

MOBILE REWORK UNIT

Mobile station for dissolving confectionery with a metal detector reading.

The compact unit allows the manual pouring of sweets that have failed the metal impurity detector and pouring hot water to dissolve them. A frequency-controlled mixer ensures the preparation of a homogeneous mixture which passes through a fine filter at the outlet, allowing further identification of the collected particles.




TANK CAPACITY
15 l

MATERIAL
AISI 304

HEIGHT
1,1 m

FOOTPRINT
0,8 x 0,8 m



HYGIENIC CONSTRUCTION

Due to the increased requirements for a hygienic environment, the lid of the container is also fitted with a seal to prevent contaminants from entering the food product.



Hygienic systems


MOBILE CHEESE FILLING UNIT

Mobile viscous cheese filling unit.

A hygienic rotary piston pump pushes the cottage cheese into the filling unit. The pump is anchored on a mobile frame, made of 316 steel.

FLOW RATE
400 kg/h

PRESSURE
up to 13 bar



MOBILE SUPPLY TANK WITH PUMP

A simple mobile tank in a hygienic design with an unconventionally positioned plunger pump for greater compactness.

The supply tank meets the requirements for pharmaceutical operations thanks to the combination of stainless steel materials, polished surfaces, and easy cleanability.

metering pump

stainless odour filter

polished stainless steel tank

stainless mobile frame with castors

FLOW RATE
10 l/h

TANK CAPACITY
80 l

MATERIAL
AISI 316L

HEIGHT
1,2 m

WEIGHT
200 kg



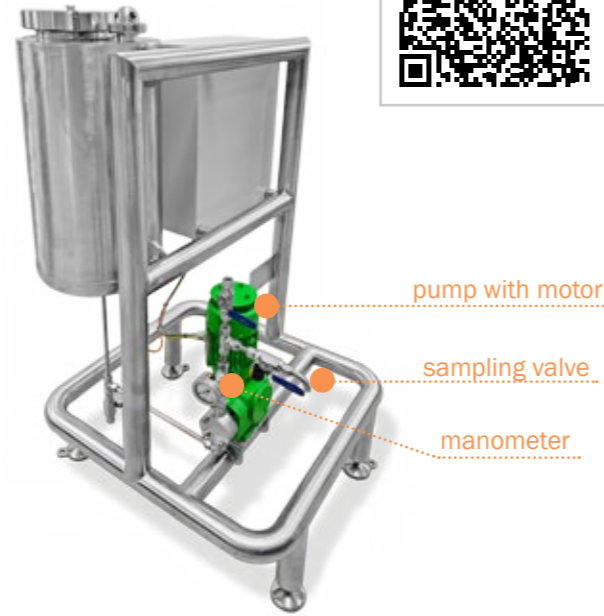


Hygienic systems

FOAM REDUCTION UNIT

Compact dosing unit with a supply tank for defoaming admixture.


A unit for dosing a defoaming admixture into the main product line in a food processing plant. The injection is coupled to the base product pump in automatic mode, but the unit can also be operated manually. The hygienic dust-proof tank allows use in demanding environments. A minimum level sensor in the tank automatically shuts off pumping of the defoamer and the main product if the level drops below the minimum value.



pump with motor

sampling valve

manometer



supply tank

control cabinet

outlet valve

stainless frame

level sensor



TANK CAPACITY
40 l

HEIGHT
1,3 m

FLOW RATE
1,5 - 7,5 l/h

FOOTPRINT
0,7 x 0,8 m

PRESSURE
up to 10 bar

WEIGHT
180 kg

MANUAL OPERATION

The pump on the unit includes a manual stroke length adjustment that can be used to manually change the flow rate after installation. This can be useful when, for instance, replacing the pumped medium or requiring a different flow rate.



Hygienic systems

HIGH-PRESSURE INJECTION SYSTEM FOR DRYER

High-pressure pump including accessories for injection of a medium into the spray dryer nozzle.

A system capable of operating in automatic mode, in which, based on the measured temperature in the spray dryer, the PID control continuously adjusts the medium flow to ensure optimum process conditions. The delivery consists of an APV W+ centrifugal priming pump and a duplex filter with automatic contamination detection of the filter screens. The entire system is designed for CIP cleaning.



double filter



priming pump



high-pressure pump

safety valve

pressure sensor

hygienic flaps

MEDIUM
various products
with viscosity up
to 100 cP

FLOW RATE
50 - 300 l/h


PRESSURE
250 - 400 bar

TEMPERATURE
10 - 80 °C

FOOTPRINT
2,1 x 1,2 m

WEIGHT
350 kg

sampling valve



UNCOMPROMISING HYGIENICITY

As a high-pressure pump, an APV homogenizer without homogenizing valve was selected in this configuration. This unit meets strict hygiene and sanitability standards and is FDA, 3A certified.





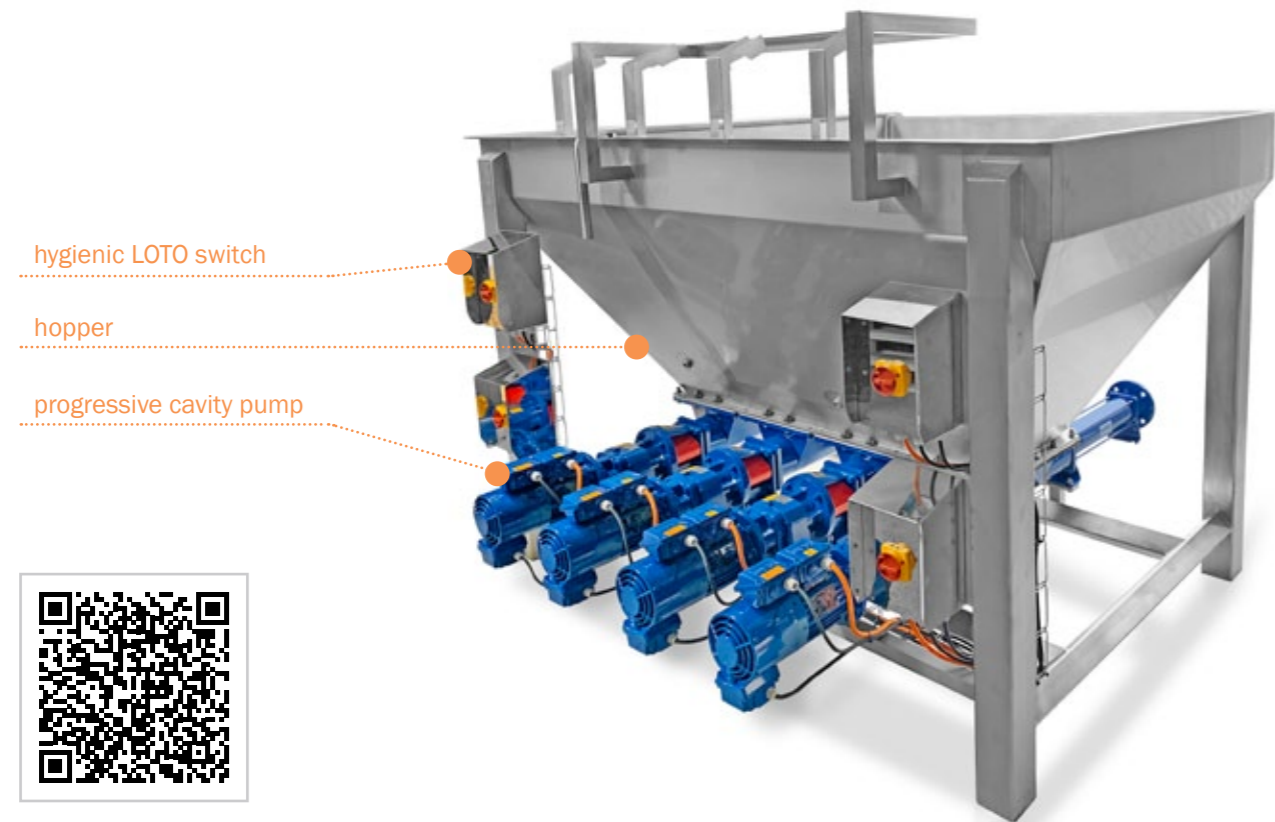
Hygienic systems

EXTRUDER FILLING HOPPER

Unit for efficient pressurization of extruder with minced meat in cat food production.

The unit is designed for the production line as the upstream element of the minced meat extruder. The amply-sized stainless steel hopper allows for a comfortable supply of incoming meat for further processing. Filling of the extruder is then provided by progressive cavity pumps with an inlet screw feeder. The unit meets food industry hygiene standards.

HOPPER CAPACITY 1.200 l	MATERIAL AISI 304/316L
1. PUMP FLOW RATE up to 2 m ³ /h	FOOTPRINT 2,1 x 1,4 m
PRESSURE up to 12 bar	WEIGHT 380 kg



SIGNIFICANT SAVINGS IN OPERATING COSTS

The extra wide rectangular inlet of the Mono NOV pumps covers a large area of the hopper bottom and the associated reliability of the extruder filling. Compared to the original design, this saves the customer thousands of euros in spare parts.



Hygienic systems

CIP UNITS

The system provides an automatic CIP process for production lines in the food industry.


CIP unit in different equipment levels - from a basic version with two tanks up to a fully automatic unit with three tanks and an integrated control system.



FLOW RATE 50 m ³ /h
TANKS CAPACITY 1.000 l
HEIGHT 2,6 m
FOOTPRINT 3,5 x 1,2 m

TAILOR-MADE FINISH

Each plant has individual requirements for the CIP process. AxFlow gives you a customized CIP process tailored to your exact requirements.





Hygienic systems

EXTERNAL WASHING SYSTEMS

AxFlow, in cooperation with its partner company System Cleaners, designs, and supplies complete solutions for external cleaning of production lines in the food industry.

No matter what machine you need to clean. We provide simple solutions for efficient manual cleaning as well as fully automated cleaning systems without human intervention. There is a solution for every operation.


In the first step, we will need to know some initial informations. The essential thing is to know what equipment or production line you want to clean. Then we will clarify whether it is appropriate to use a fully automatic cleaning system or choose a manual option. We will specify the cleaning and disinfecting agents and listen to your ideas about the structure of the cleaning programme.

Then we will prepare a complete turnkey proposal for the installation of the cleaning system. Full local service support is naturally included. In addition, we can also arrange a service contract for a fixed amount. You will be relieved of the unnecessary worry of keeping regular maintenance appointments and in the case of repairs, you will be guaranteed a superior approach from us.


An exceptional benefit is the 24-month warranty.



Member of AxFlow Group



AUTOMATIC CENTRAL WASHING SYSTEM



BENEFITS OF AXFLOW/SYSTEM CLEANERS WASHING SOLUTIONS

- ✓ Gentle and effective low-pressure washing
- ✓ Saving water and cleaning agents
- ✓ Fast return on investment
- ✓ Lots of satisfied customers on the global and Czech market



Hygienic systems



MANUAL AND FULLY AUTOMATIC WASHING SYSTEM



MANUAL HYBRID SYSTEM

PRESSURE
up to 40 bar

CHEMICAL CONCENTRATION
up to 30 %

TYPICAL AUTOMATIC CLEANING APPLICATIONS

- ✓ Belt conveyors
- ✓ Screw conveyors
- ✓ Spiral freezers
- ✓ Fillers



MOBILE STATION SYSTEM

INDUSTRIAL SYSTEMS

Chemical, petrochemical, mining, paper as well as general industrial plants. This is where we offer tailor-made solutions for your process. Solid design with durability, high-quality metal and plastic materials with chemical resistance, and energy-saving units with easy and safe operation. Count on our many years of know-how in the industrial field and forget about the problems.

MAIN FEATURES

- ✓ Any application-specific construction material (carbon steel, cast iron, stainless steel, plastics)
- ✓ DIN/EN or ASME design
- ✓ API standards
- ✓ Process connection based on medium requirements
- ✓ Material certificates
- ✓ ATEX certification available

TYPICAL APPLICATIONS

- ✓ Liquid dosing
- ✓ Big Bag dispensing stations
- ✓ Mixing of suspensions, emulsions
- ✓ Product heating and cooling
- ✓ High-pressure spraying



Industrial systems

PREPARATION AND DOSAGE OF POLYETHYLENE GLYCOL

The system is used to produce an aqueous solution of polyethylene glycol (PEG).

After the automatic filling of the water through the flowmeter, the operator pumps the concentrate into the tank with a drum pump to mix the batch. The produced solution is pumped further into the process by rotary piston pumps.



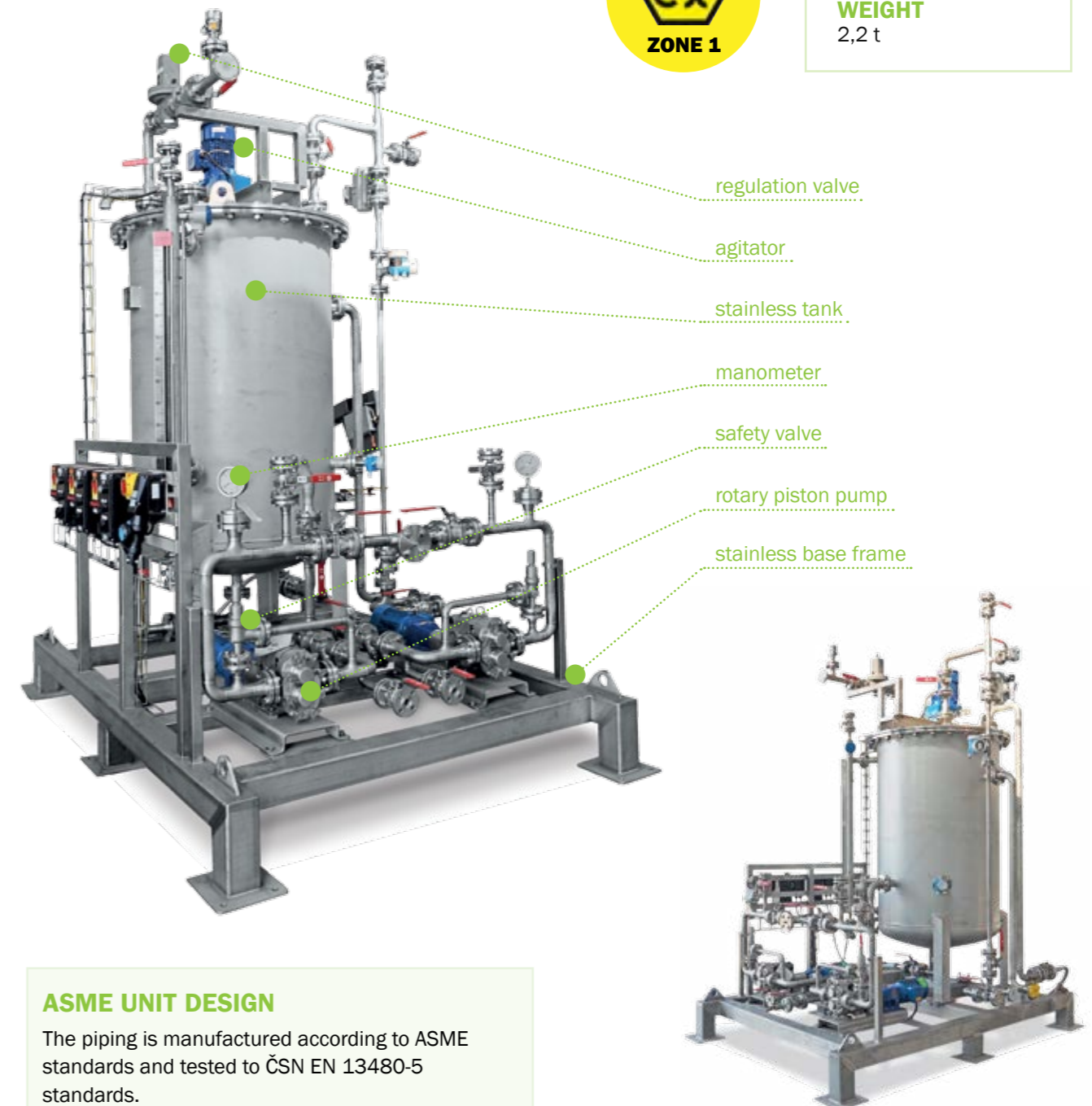
MEDIUM
PEG 20 % vol.

FLOW RATE
3 m³/h

DISPLACEMENT
up to 13 bar

FOOTPRINT
2,9 x 2,2 m

WEIGHT
2,2 t



ASME UNIT DESIGN

The piping is manufactured according to ASME standards and tested to ČSN EN 13480-5 standards.



Industrial systems

MIXING OF POLYOLS AND ISOCYANATES

The system provides fully automatic preparation of a polyurethane mixture consisting of 4 polyols and 13 reactants.

If the radar sensor detects a shortage of mixture in one of the supply tanks, this unit starts production of a new batch of this mixture. The production consists of successive dosing of individual reactants into small weighed containers at the top of the unit with a maximum accuracy of 1 gram.

The bottom (also weighed) tank is meanwhile dosed with a large amount of polyols as per the recipe. Once the dosing into all tanks is complete, the contents of the upper tanks are transferred to the large lower tank where all components are mixed. A screw pump then pumps the resulting mixture into the appropriate tank.



3D MODEL OF THE UNIT



OVERALL INSTALATION SCOPE



Industrial systems

UNIT PARAMETERS

- ✓ Three-story construction with a height of nearly 5 meters
- ✓ Automatic preparation of 4 recipes
- ✓ Stainless steel variable speed mixer for efficient mixing
- ✓ Valve terminal with minimal dead space reduces mixture contamination when switching recipes
- ✓ Complete control of the dosing, mixing, and pumping process

DOSE RANGE
0,7 - 920 kg

HEIGHT
4,8 m

ACCURACY
up to 1 %

FOOTPRINT
2,1 x 1,8 m

MIXTURE FLOW
3 m³/h

WEIGHT
2 t



accurate dosing valve

tensometers

reactant tanks

control cabinet

mixer

accurate dosing valve

scales

main mixing tank

screw pump

compact valve assembly

robust stainless steel base frame





Industrial systems

UNLOADING OF POLYOLS


System of unloading a tanker of polyol into two large tanks with monitoring of the current levels.

The system allows easy connection of the tanker via a standard connector and fast pumping by a gentle gear pump to the connected plastic tanks. The tanks monitor the instantaneous level and temperature of the polyol, which is the basic ingredient in the production of polyurethane compounds.



tanker connection

unloading pump



FLOW RATE

20 m³/h

TANKS CAPACITY

2x 20 m³

TANKS HEIGHT

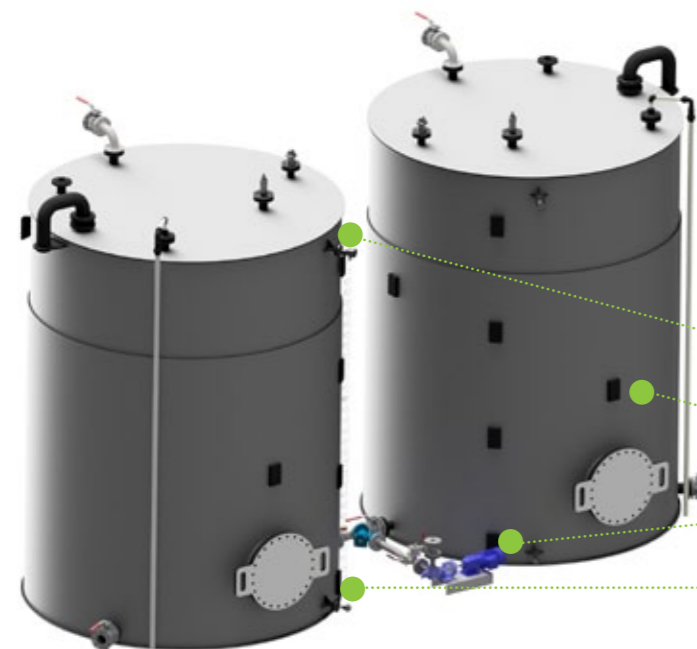
4,2 m

PUMP FOOTPRINT

1,5 x 0,4 m

SAFE AND RELIABLE OPERATION

Built-in safety functions and easy communication between the tanker operator and plant personnel for long-term reliable operation. Installation adapted to the low ceiling of the client's hall.



emergency level sensor

supply tank

metering pump

temperature sensor



Industrial systems

COOLING DYE SUPPLY TANK

The unit delivers constant dye quality for entry into downstream technology in the textile industry.

A level sensor in the tank monitors the instantaneous dye supply and in case of a shortage, sends a signal to the progressive cavity pump to refill the dye from the connected trolley. The duplicated jacket is cooled by the supplied refrigeration unit and a vertical agitator prevents frosting on the walls and mixes the dye to ensure a constant temperature..



agitator

laser level sensor

stainless tank with duplicated jacket

stainless base frame

drip tray

FLOW RATE

1 m³/h

COLOR TEMPERATURE

15 °C

MATERIAL

SS 304

HEIGHT

3,5 m

FOOTPRINT

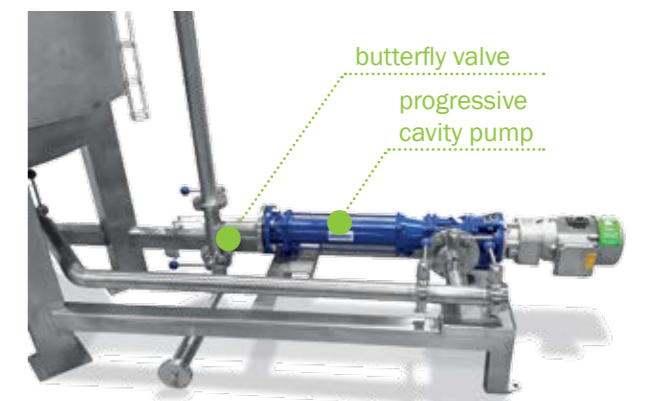
2,1 x 0,6 m

WEIGHT

1 t

ANTI-CLOGGING PROTECTION

Due to the adhering nature of the dyes, the shut-off valves are made in a hygienic, easy-to-clean design.



butterfly valve

progressive cavity pump



Industrial systems

DOSING AND DILUTION OF ADDITIVES

Compact unit for easy in-line dilution of additives in a papermaking plant.

The water supply pipeline is equipped with an intelligent injection of the additive in the exact quantity required by the peristaltic metering pump. A high-speed dynamic mixer then ensures thorough mixing of the emulsion for further use in the plant.



- plastic piping
- accurate metering pump
- high-speed mixer
- flowmeter
- painting frame



ADDITIVES INJECTION

0,1 - 500 ml/min

PRESSURE

7 bar

HEIGHT

0,7 m

FOOTPRINT

1 x 0,5 m

CHEMICAL RESISTANCE

The corrosive nature of the additives requires a special choice of construction materials. Durable plastic material in combination with quality stainless steel ensures long-term trouble-free operation.



Industrial systems

AMMONIA WATER UNLOADING

The unloading unit allows easy connection of the ammonia water tanker and its transferring into the prepared tanks.

Due to the nature of ammonia water, a self-priming pump design with a wading rotor is chosen to ensure long-term operation with very high suction capabilities, without the need for frequent servicing. Each line is equipped with a high-capacity basket filtration and a system monitoring pressure drop. The system itself stops the unloading when an empty pipe is detected.

FLOW RATE

25 m³/h

MATERIAL

SS 316Ti

MAX. HEAD


25 m

FOOTPRINT

2,3 x 1,3 m



- ammonia leak detector
- differential pressure sensor
- pump flood sensor
- filter
- unloading pump
- base frame



SAFETY

The unit is equipped with an ammonia leak detector connected to the central security system of the premises.





Industrial systems

AMMONIA WATER TRANSFERING

The unit allows transferring of ammonia water between the low and high-pressure tanks.

The sealless Wanner multi-diaphragm pumps provide trouble-free overcoming of high pressures. Pulsations in the system are properly damped and protection against mechanical shutdown is ensured by safety valves.




FLOW RATE
1,8 m³/h

PRESSURE
21 bar


MATERIAL
low-temp. carb. steel

FOOTPRINT
2 x 1,4 m



ADAPTATION TO THE PRODUCTION PLANT

The unit complies with strict internal plant regulations in terms of construction materials, documentation, and route painting.



Industrial systems


AMMONIA WATER DOSING

The dosing unit ensures the continuous injection of ammonia water into the combustion boiler.

Each of the two parallel pipelines has integrated basket filtration and protection against pump dry running. Wanner multi-diaphragm metering pumps allow for long-term trouble-free operation without the risk of ammonia leakage through a seal.

SAFETY

The unit meets high safety standards thanks to its sealless pump design, safety arms, and ammonia leak detectors.



AMMONIA WATER
wide dosing range

FLOW RATE
25 l/min

PRESSURE
15 bar

ACCURACY
2 %

MATERIAL
SS 316L/316Ti

FOOTPRINT
2 x 1,3 m





Industrial systems

AMMONIA WATER MIXING

System for the preparation of an arbitrarily concentrated solution by saturating demi-water with pure ammonia.

Pure ammonia and demi-water can be used to prepare any concentration of solution on site. Our technology is based on saturating demi water with ammonia to the desired concentration. The unit enables fully automatic and safe operation.

The reference unit contains a production circuit and a tank for the integrated spray dosing pump. Due to the processing of pure ammonia, uncompromising leak-tightness and high-pressure resistance of the entire system are ensured.



CONCENTRATION

arbitrary

PRESSURE RESISTANCE

25/40 bar

CAPACITY

250 l/h

SUPPLY TANK VOLUME

1.000 l

FOOTPRINT

3 x 2,5 m



ATEX ENVIRONMENT

The unit is designed for operation in ATEX zone 1/2. The occurrence of an explosive atmosphere inside the unit is eliminated by nitrogen blanketing in automatic design.



Industrial systems

ADBLUE DOSING

System for pressurised AdBlue dosing in energy plant.

Reliable dosing of AdBlue is ensured by 2 parallel, sealless, peristaltic pumps. For a wide control range, the drives are equipped with an externally powered fan. In addition to a pulsation damper on the pump discharge for pulseless dosing, the unit also includes a protective canopy.

WIDE CONTROL RANGE

The unit includes drives with an externally powered fan that allows proper cooling of the motor even at low pump speeds.

MEDIUM

AdBlue

FLOW RATE

20 - 200 l/h

TEMPERATURE

0 - 40 °C

PRESSURE

up to 7,5 bar

FOOTPRINT

1,3 x 0,8 m





Industrial systems

LPG STATION

Liquid propane pumping system at synthetic natural gas (SNG) production.

Compact packed unit contains 2 high-pressure centrifugal pumps for pumping propane in natural gas production. The system allows the discharge pressure to be kept constant due to the bypass lines leading back to the tank. The pipeline is completely constructed of SS304 stainless steel.



MEDIUM
liquid propane

FLOW RATE
400 - 700 kg/h

MAX. PRESSURE
7,8 bar

TEMPERATURE
-20 to 35 °C

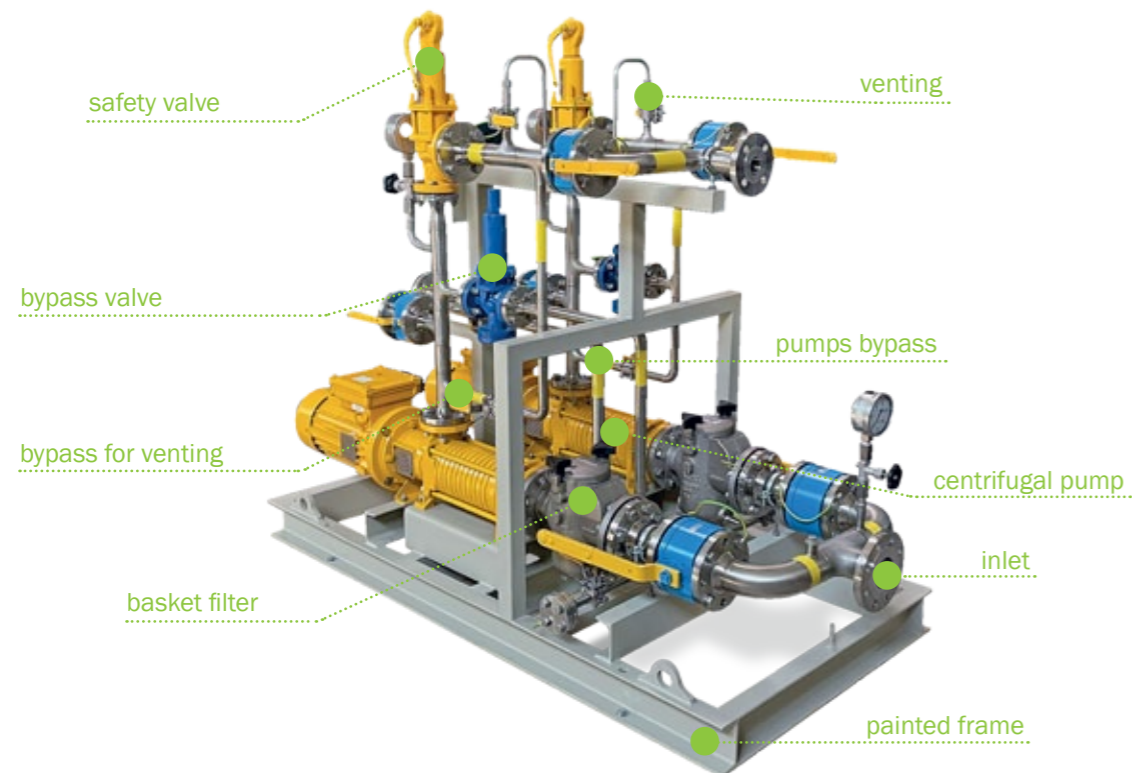
FOOTPRINT
1,8 x 0,9 m



The unit is ATEX Zone 2 certified; all components are adapted for pumping flammable hydrocarbons.

BY-PASS LINE

Depending on the discharge requirements and season, the unit has a by-pass line for flow of the medium without the need for pumps.

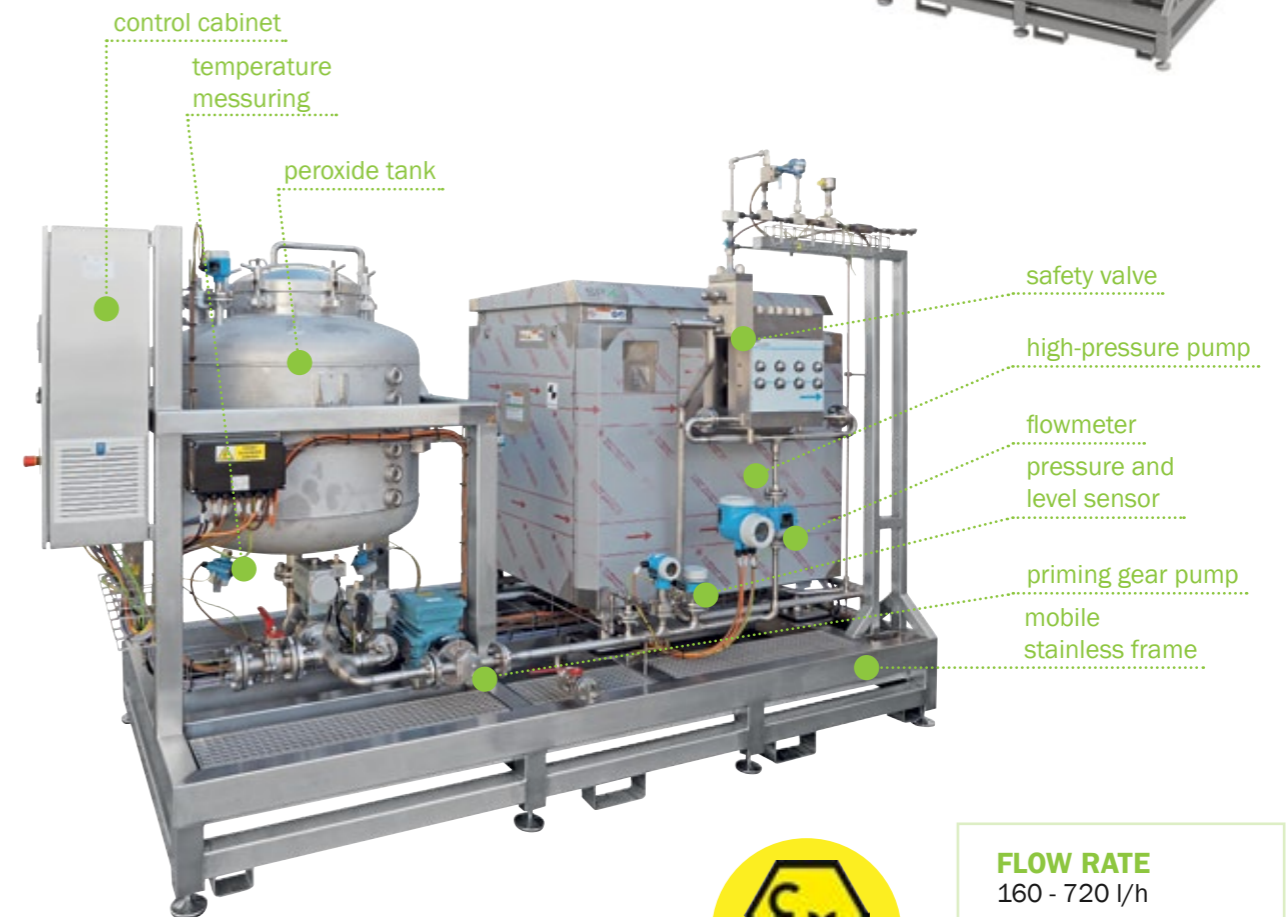


Industrial systems

HIGH-PRESSURE INJECTION OF PEROXIDE INTO THE REACTOR

A safe injection system into a high-pressure reactor to test the medium properties under extreme conditions.

A large-capacity peroxide tank with automatic refill ensures sufficient level of the medium for its subsequent injection. This is carried out by two pumps in series connection. The rich instrumentation of the unit guarantees safe automatic operation.



FLOW RATE
160 - 720 l/h

ACCURACY
± 5 %

PRESSURE
500 bar

HEIGHT
2,2 m

FOOTPRINT
3,3 x 1,5 m



PROTECTED AGAINST LEAKAGE INTO THE ENVIRONMENT

The hazardous nature of the medium requires careful separation of the internal piping spaces from the external atmosphere. This is achieved by the use of a sealless priming pump and the high-pressure plunger seal. All components are suitable for the ATEX zone.



Industrial systems

CONTINUOUS SPRAYING OF ANTI-RODENT CHEMICALS

Compact unit for inline injection of two chemicals into the water and subsequent pressurisation of the nozzles.

The compact Bran+Luebbe diaphragm piston pumps allow precise, continuous spraying into the flowing water via a dosing needle. The resulting mixture is directed via a flowmeter to one of five nozzles, which ensures even spraying of the crop against pests in the storage silo.

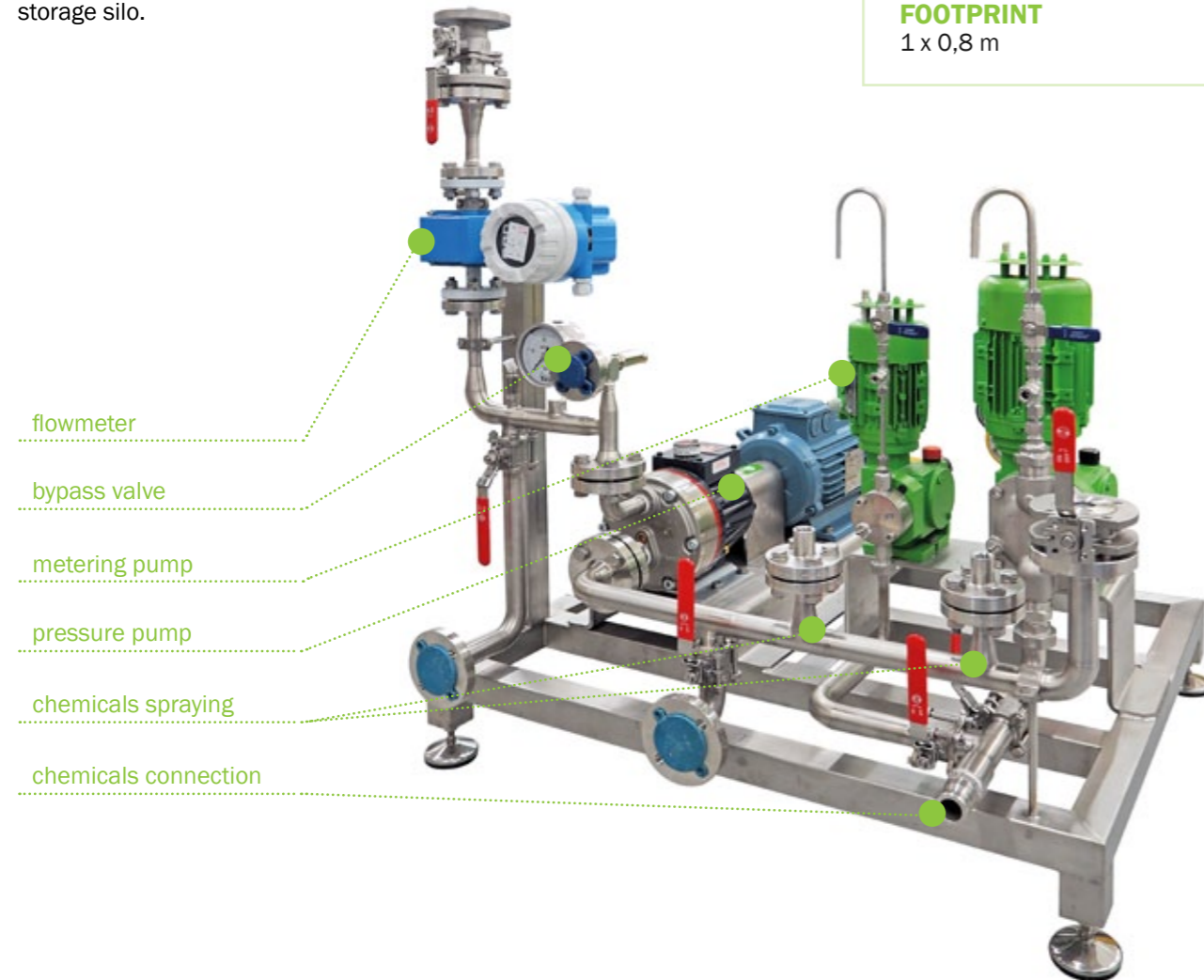
CHEMICALS SPRAYING
1,6 - 400 l/h

FLOW RANGE
150 - 1.400 l/h

ACCURACY
5 %

MATERIAL
SS 316L

FOOTPRINT
1 x 0,8 m



- flowmeter
- bypass valve
- metering pump
- pressure pump
- chemicals spraying
- chemicals connection

OPERATION FLEXIBILITY

Wide range of chemical dosing quantities thanks to a pair of differently sized pumps with manual flow control.



Industrial systems

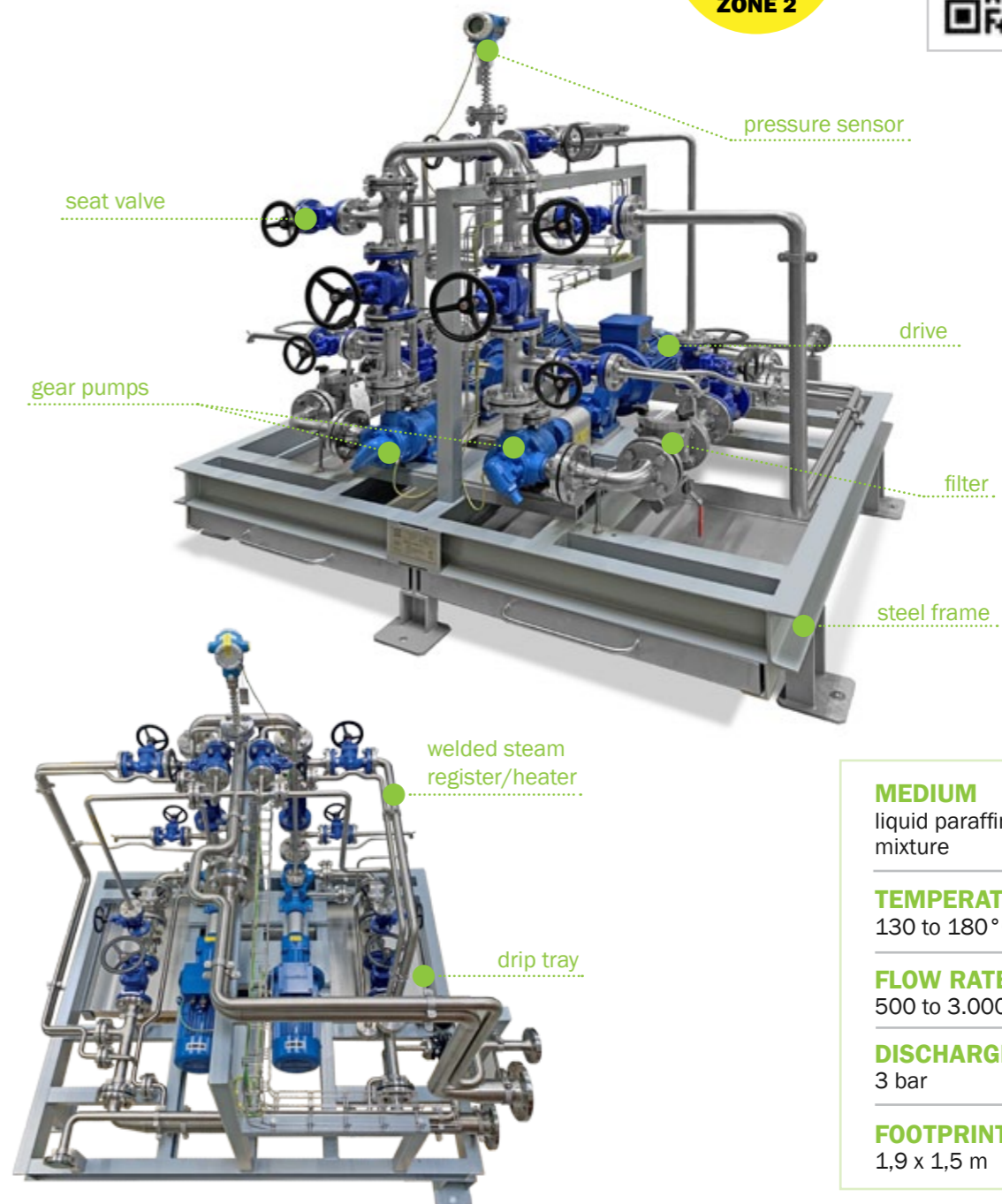
PARAFFIN UNIT

Mixture extraction system of liquid paraffin and MEK-T solvent.

The transfer unit safely extracts the distillation residue from the distillation column using VIKING internal gear pumps. Due to the high temperature of the medium, highly resistant components up to 180 °C were used. The delivery was turnkey, including connection to the existing control system, hardware and software modifications. Due to the installation in a hazardous area, the unit is ATEX rated.

STEAM CLEANING

In the event of paraffin solidification, automatic high-pressure steam technology is installed.



MEDIUM
liquid paraffin mixture

TEMPERATURE
130 to 180 °C

FLOW RATE
500 to 3.000 l/h

DISCHARGE
3 bar

FOOTPRINT
1,9 x 1,5 m



Industrial systems

CHEMICALS DOSING

Dosing unit with a pair of piston diaphragm pumps.


The unit is designed for high-pressure dosing of two different chemicals (NaNO₂, NH₄NO₃+HCl) and is intended for increasing the subsurface pressure during oil production. The aggressive nature of the medium required a special design in a combination of suitable plastic materials (PVDF, PVC) and Hastelloy C alloy.

FLOW RATE
300 - 1.800 l/h

HEIGHT
0,9 m

PRESSURE
100 bar

FOOTPRINT
0,7 x 1,8 m



- PVDF suction pipe
- Hastelloy C piston diaphragm pump
- discharge pipeline up to 160 bar

API DOSING UNIT

Unit for inhibitors dosing in the petrochemical industry.

The system is equipped with a progressive cavity pump fitted with a rinsing system that corresponds to API 53B standard.



FLOW RANGE
15 l/h

HEIGHT
1,2 m

FOOTPRINT
2,2 x 0,5 m

WEIGHT
300 kg



Industrial systems

HIGH-PRESSURE DOSING UNIT

Unit for precise dosing at high pressures.

The unit is controlled by panels on each of the metering pumps, which fill the suction of the piston diaphragm pumps. These allow high-pressure injection of the dosed medium.

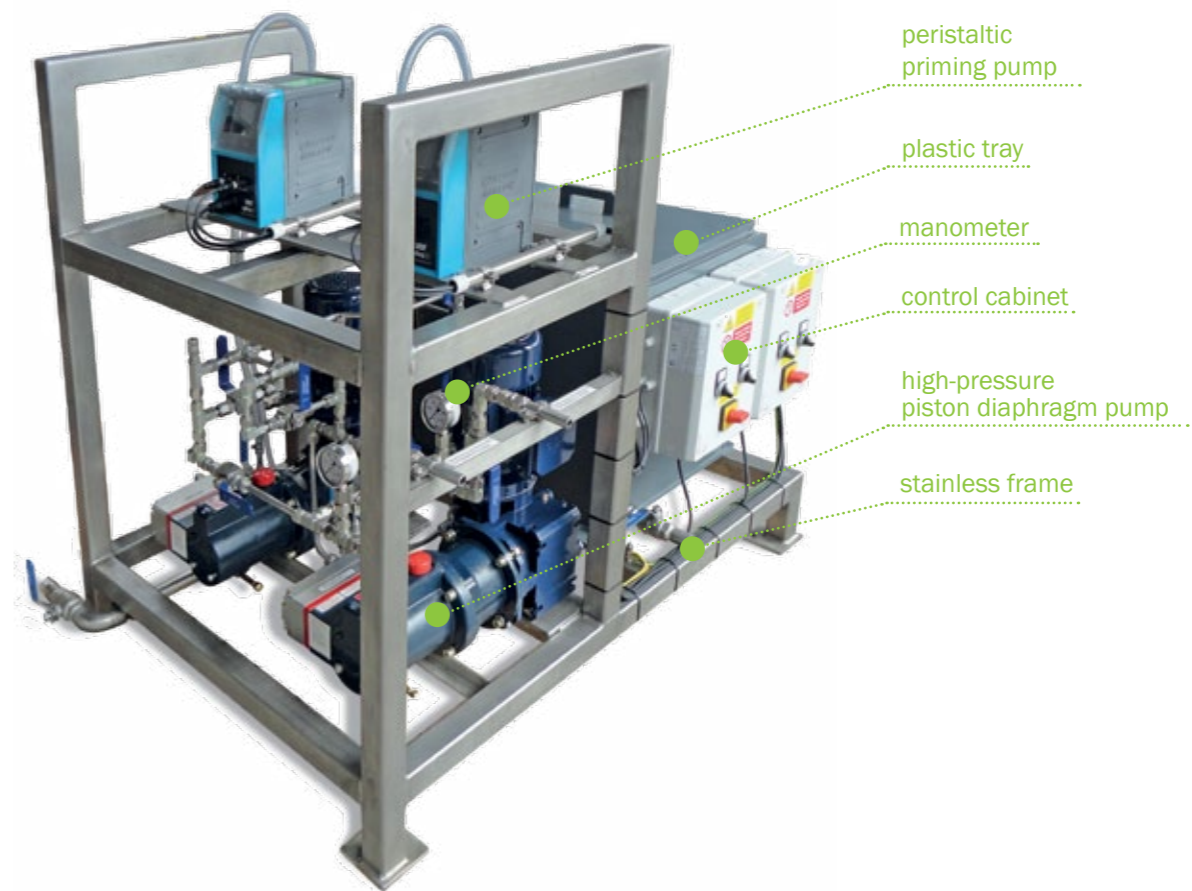
FLOW RATE
20 l/h

PRESSURE
up to 173 bar

HEIGHT
1,1 m

FOOTPRINT
1,2 x 0,9 m

WEIGHT
500 kg



COMPACT DESIGN

Priming of the high-pressure pumps is provided by highly compact peristaltic pumps, which, thanks to the integrated control display, allow easy set-up of the unit without the need for an external control cabinet.



Industrial systems

HIGH-PRESSURE ANTICORROSIVES SPRAYING

Unit for medium spraying at very high pressures.

The unit is used to spray anticorrosive and cleaning mixture into three steam boilers at pressures exceeding 100 bar.

Spraying of the mixture from the IBC container is provided by three peristaltic pumps with precise, adjustable dosing and control directly on the display. The peristaltic pumps dispense the mixture into the inlet of three high-pressure piston diaphragm pumps where the mixture is mixed with demi water to the desired concentration.




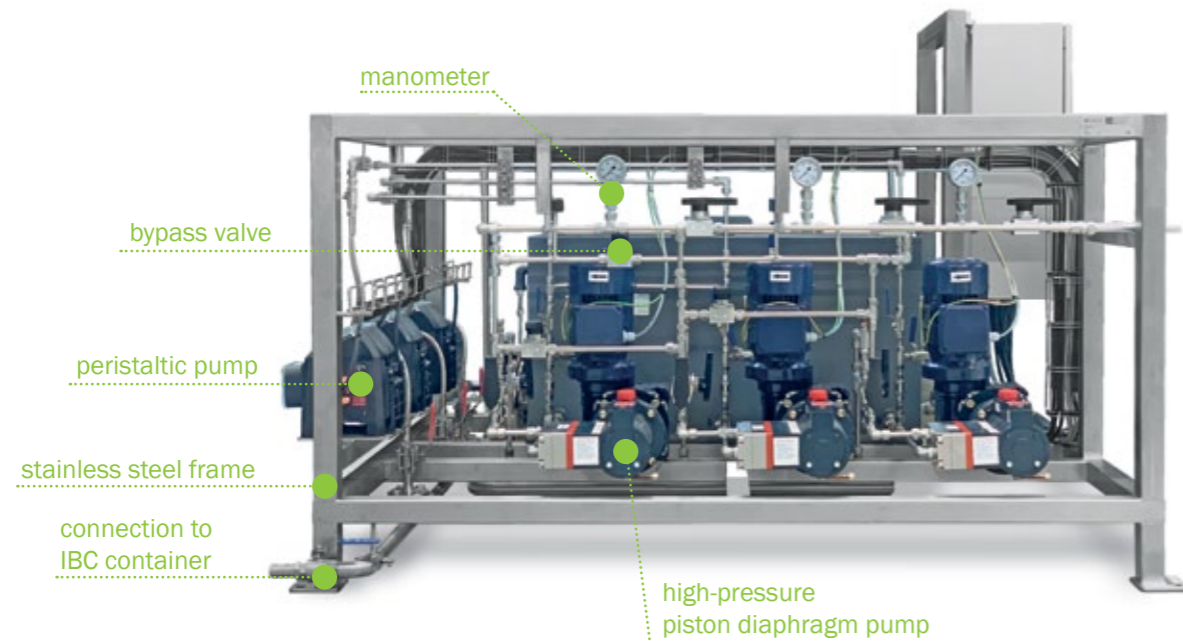
FLOW RATE
up to 11,3 l/min

PRESSURE
up to 173 bar

TANK CAPACITY
150 l

MATERIALS
SS316L, PVC-U

FOOTPRINT
2 x 1,4 m



PUMP INTERCHANGEABILITY

In the event of a pump failure on one line, another pump from the other line can be used to substitute the pump using a line reconnection with ball valves. This ensures continuous pumping to any boiler even if one of the pumps fails.



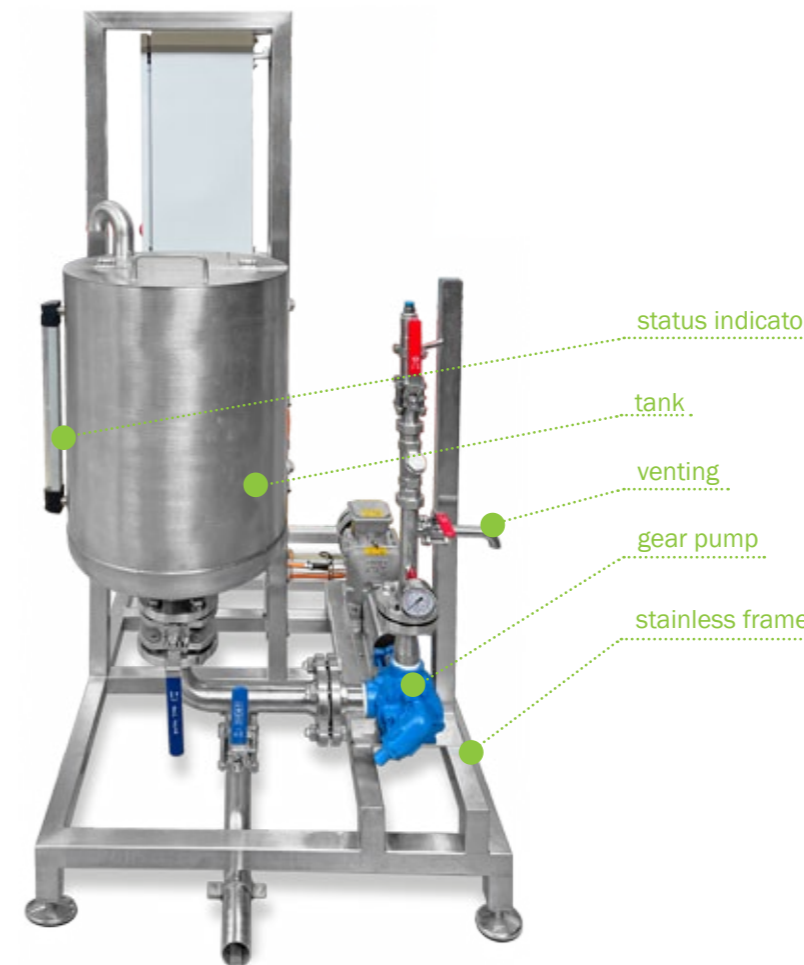
Industrial systems

OIL DOSING

Simple dosing unit with adjustable oil dosage.

The system is designed to dispense adjustable doses of oil from a manually refilled tank. The gear pump, equipped with a speed-detecting drive, has excellent dose repeatability with a simple design. An integrated touch screen provides dose size selection as well as the ability to recalibrate to a different medium.

control cabinet



VERSATILITY

By calibrating the batch, higher accuracy can be achieved for different process medium.

MEDIUM
hydraulic oil

DISCHARGE
up to 17 bar

FLOW RATE
24 l/min

FOOTPRINT
1,2 x 0,6 m

ACCURACY
±2 %

WEIGHT
230 kg

VACUUM SYSTEMS

AxFlow is the ideal partner for vacuum systems of various concepts. With direct connections to vacuum pumps and compressors manufacturers, an extensive list of applications and detailed know-how, we offer an unrivalled range of vacuum applications.

MAIN FEATURES

- ✓ Cast iron, steel/stainless design
- ✓ Detailed thermomechanical design
- ✓ Energy-efficient sophisticated design
- ✓ ATEX certification option
- ✓ Material certificates

BASIC VACUUM SYSTEM TYPES

- ✓ Liquid ring units with partial recirculation
- ✓ Liquid ring units with full recirculation
- ✓ Liquid ring units with Roots blower
- ✓ Liquid ring units with ejector



Vacuum systems

SMALL VACUUM AND COMPRESSOR UNITS

Space-saving unit of liquid ring vacuum pumps with service liquid circulation.

Ensuring the recirculation and subsequent separation of the service liquid is essential for the economical and efficient operation of liquid ring vacuum pumps and compressors. AxFlow offers unrivalled variability in the construction of vacuum units. Our focus is always on the most compact design possible.



temperature sensor


level sensor

separator

liquid ring vacuum pump

service liquid level

heat exchanger



ALWAYS MADE TO MEASURE

Customization of vacuum units is not only about the materials and size of the unit. We are completely free to equip the units with temperature, level, pressure sensors or automate the regeneration of the service liquid.



Vacuum systems

FLOW RATE

up to 800 m³/h

VACUUM

up to 33 mbar(a)

TANK CAPACITY

up to 150 l

HEAT EXCHANGERS

tubular, plate,
bundle, air coolers

MATERIALS

stainless steel,
cast iron, steel




control cabinet

separator with filter

vacuum pump

oil cooler

base frame



thermometer

compact separator

partial circulation
piping system

drive

liquid ring vacuum pump

painted steel frame



Vacuum systems

PYROLYSIS GAS COMPRESSOR UNIT

Oil-ring compressor system for efficient compression of the hydrocarbon mixture.

The unit provides reliable compression of pyrolysis gas by a liquid ring compressor with circulation of service oil. The use of oil as a service liquid contributes to higher compressor parameters. Oil cooling is provided by an air cooler and the separator is equipped with oil vapour filtration.

OIL SYSTEM

The liquid-ring system is very durable thanks to the use of oil as a service liquid and the whole system has a very long service life.

pressure tank

liquid ring compressor

level gauge

level sensor

oil cooler

robust painted frame



MEDIUM
hydrocarbon mixture

SERVICE LIQUID
oil

FLOW RATE
130 m³/h

PRESSURE
8 bar(g)

MATERIAL
steel, cast iron

FOOTPRINT
2,1 x 1,6 m





Vacuum systems

VAPOUR MIXTURE COMPRESSOR UNIT

Liquid ring compressor system in stainless steel finish.

The unit is built in an all stainless steel design that resists corrosion in a water environment. Full circulation of the service liquid saves operating costs and the bundled heat exchanger eliminates the need for cleaning.



BUNDLED HEAT EXCHANGER

A helical (bundled) heat exchanger is used to cool the service liquid to maximize the overall heat transfer coefficient.

pressure tank

pressure sensor

liquid ring compressor

automatic service liquid refilling

bundled heat exchanger

pressure tank



MEDIUM
air, CO₂, water vapour

PRESSURE
1,8 bar(g)

SERVICE LIQUID
water

MATERIAL
AISI 304/316L

FLOW RATE
water 350 m³/h

FOOTPRINT
2,6 x 0,9 m



Vacuum systems

VACUUM UNIT WITH PARTIAL RECIRCULATION

The vacuum unit is used to maintain the inlet flooding of the hydropower plant by creating an underpressure.

The partial service liquid regeneration system consists of two single stage liquid ring vacuum pumps, each for 100 % of the required output. Ball valves for repositioning the pumps are controlled by electric actuators.



pressure tank

single stage liquid ring vacuum pump

separator

junction box

base frame

MEDIUM
air saturated with water vapour

MEDIUM
humid air

SERVICE LIQUID
water

FLOW RATE
280 m³/h

VACUUM
200 mbar(a)

MATERIAL
stainless steel

FOOTPRINT
2,2 x 1,3 m

ENHANCED SUPPLY RANGE

The delivery also included other equipment for the engine room - a buffer tank with continuous level measurement and a system for the automatic refilling of the service liquid.





Vacuum systems


STEAM EXTRACTION FROM THE MUESLI COOKER

Automatic cooker vapour extraction unit with inlet vapour cooling and condensate separation.

A plate heat exchanger at the inlet of the unit ensures the cooling of hot vapours and condensation of excess moisture. The liquid ring vacuum pump thus already works with drier vapours at a lower temperature. The centrifugal pump then transfers the condensate between the two separators.

EFFECTIVE DOUBLE SEPARATION

Double liquid phase separation is used both upstream and downstream of the vacuum pump to increase the efficiency of hot vapour drying. This prevents condensate from flowing into the vacuum pump body and increases the efficiency of extraction.



MEDIUM hot vapours	VACUUM 100 mbar(a)
SERVICE LIQUID water	MATERIAL stainless steel
FLOW RATE 22 m ³ /h	FOOTPRINT 2,1 x 1,2 m



Vacuum systems

WATER VAPOUR EXTRACTION FROM THE CONDENSER

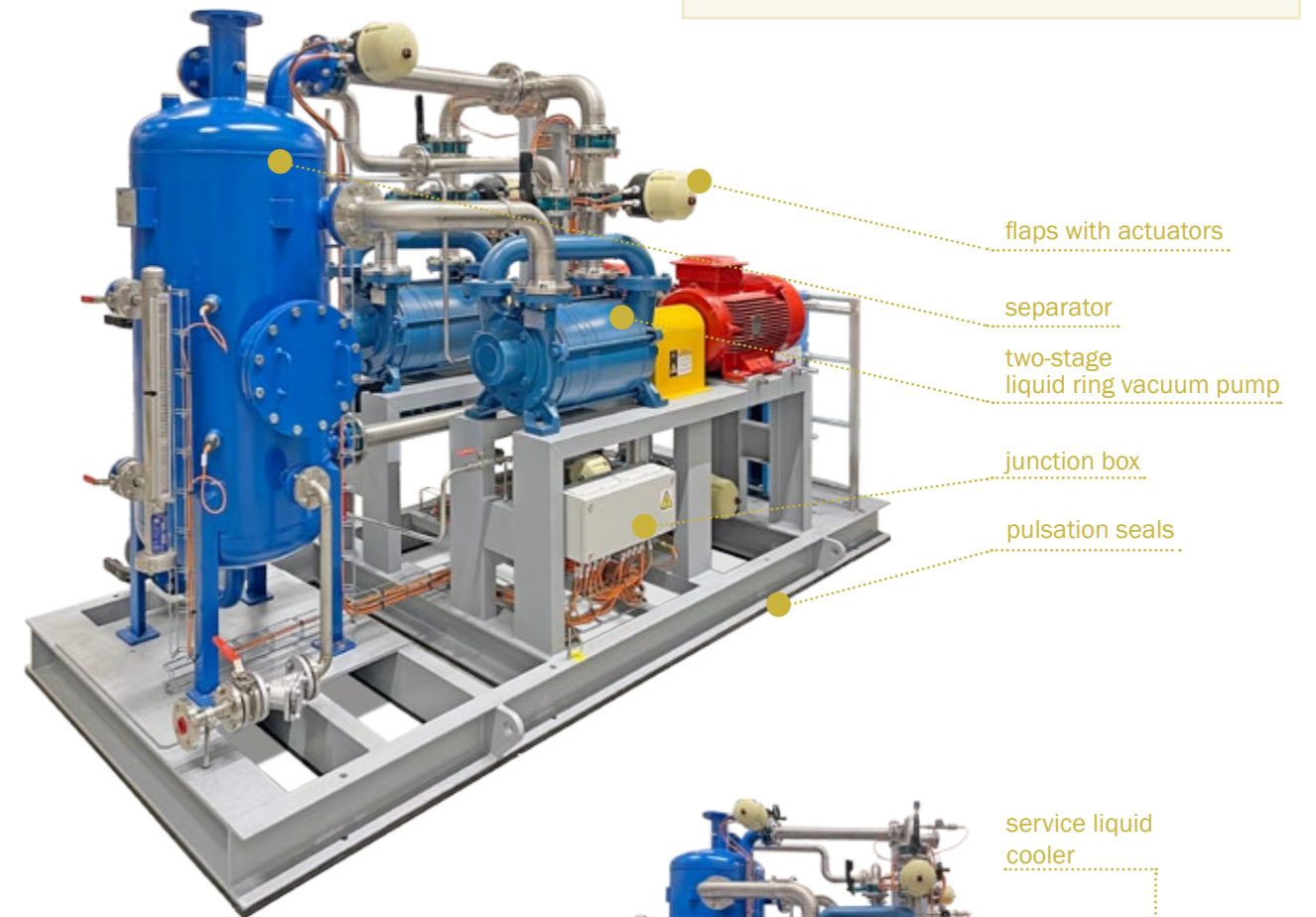
Vacuum system for evacuation of the condenser behind the steam turbine.

Packed unit with full recirculation in 2 x 100% configuration (A+B vacuum pump). At initial start-up (hogging) both vacuum pumps are in parallel, while in holding mode only one two-stage liquid ring vacuum pump is in operation. The full-service liquid recirculation system is operated with one shared separator and a service liquid cooler.

MEDIUM humid air	VACUUM 57 mbar(a)
SERVICE LIQUID water	MATERIAL stainless steel
FLOW RATE 553 m ³ /h	FOOTPRINT 3,6 x 1,6 m

EAC CERTIFICATION

All system components are EAC certified for operation in the Eurasian Customs Union.







Vacuum systems

WATER VAPOUR EXTRACTION FROM THE CONDENSER WITH EJECTOR

Vacuum system for evacuation of the condenser behind the steam turbine.

The packed unit contains 2 liquid ring vacuum pumps, each for 100% of the required output. Both vacuum pumps run in parallel during initial hogging. The system includes a shared separator and separate plate coolers for each vacuum pump. Switching the operation of vacuum pumps is made possible by flaps with pneumatic actuators.



MEDIUM
air saturated with water vapour

MEDIUM
humid air

SERVICE LIQUID
water

FLOW RATE
428 m³/h

VACUUM
41 mbar(a)

MATERIAL
stainless steel

FOOTPRINT
3 x 2 m



EMBEDDED EJECTOR

An air ejector is included to reduce the minimum suction pressure without cavitating the vacuum pumps. This allows a higher vacuum to be achieved even with warmer service liquid. The documentation scope meets the requirements according to VGB standards.

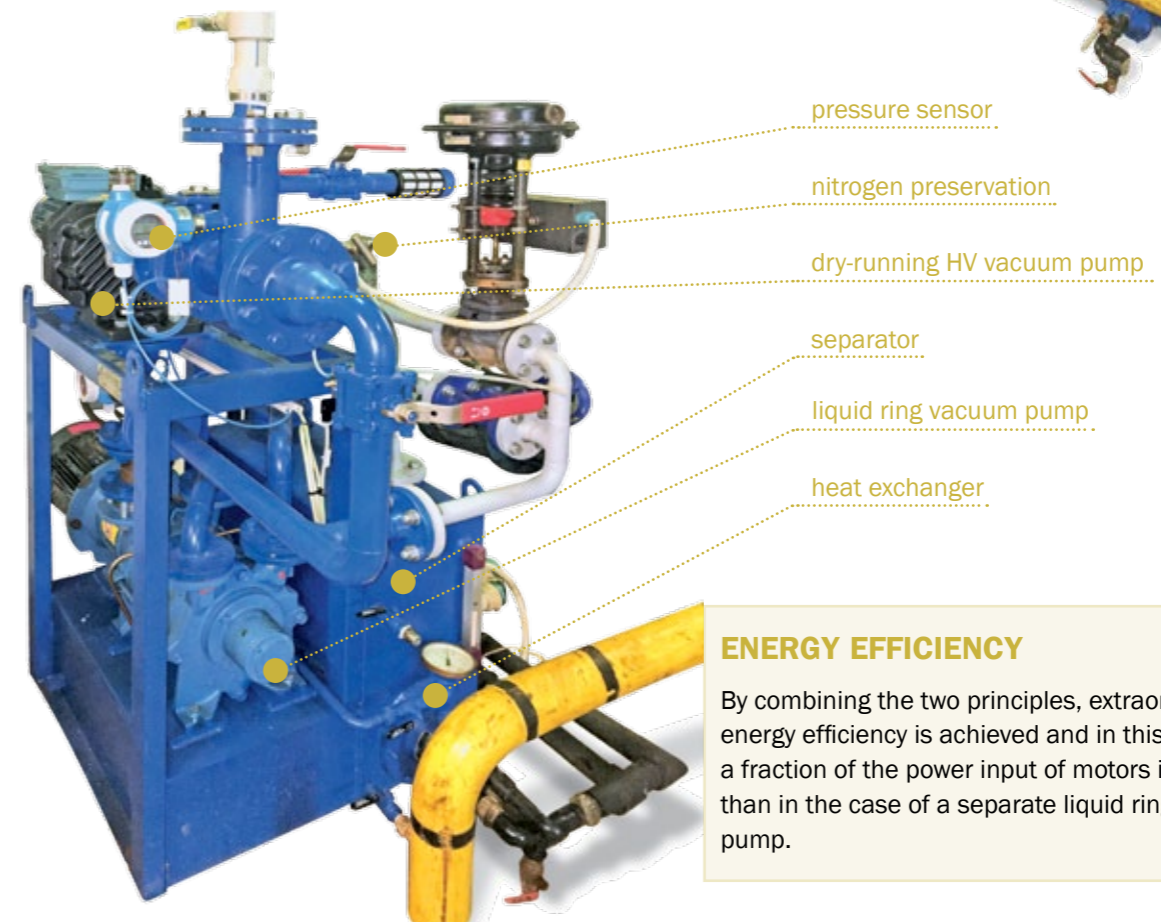


Vacuum systems

VACUUM UNIT WITH BOOSTER

Unique vacuum unit combining liquid ring principle with dry-running booster.

By pre-assigning the dry-running booster, both the extracted flow rate and the vacuum value increase dramatically, dropping to units of millibars. The compact vertical layout saves valuable footprint.



pressure sensor

nitrogen preservation

dry-running HV vacuum pump

separator

liquid ring vacuum pump

heat exchanger

ENERGY EFFICIENCY

By combining the two principles, extraordinary energy efficiency is achieved and in this way, only a fraction of the power input of motors is required than in the case of a separate liquid ring vacuum pump.

MEDIUM hydrocarbons, weak acids	VACUUM (abs.) 1 mbar
SERVICE LIQUID glycol	MATERIAL cast iron, steel, stainless steel
FLOW RATE 210 m ³ /h	FOOTPRINT 1,5 x 0,7 m





Vacuum systems

3-STAGE VACUUM UNIT FOR EXTRACTION OF GASES

King-size vacuum unit for extraction of hydrocarbon mixture at vacuum in units of mbar.

Skid system for evacuation of reactors to ensure conditions for chemical reactions during the production of F-gases, consisting of 3 stages; 1st and 2nd stage consists of Roots blower, 3rd stage of liquid ring vacuum pump. Contains 2 parallel lines A+B, with line A in operation and a backup line B. During initial start-up, both liquid ring vacuum pumps are switched in parallel to achieve higher volumetric flow rate and faster start-up to rough vacuum.

ENERGY EFFICIENCY

Roots blowers combined with liquid ring vacuum pumps provide high volumetric flow rate at low vacuum and significantly lower energy consumption for the end user.



EASY SERVICE ACCESSIBILITY

The layout of the unit is well-suited for access to rotating machinery and instrumentation to facilitate subsequent servicing.

MEDIUM hydrocarbon mixture	VACUUM 5 mbar(a)
SERVICE LIQUID hydrocarbon	MATERIAL stainless steel
FLOW RATE 4.000 m ³ /h	FOOTPRINT 3,7 x 4,4 m



Vacuum systems

REQUIRED CAPACITY

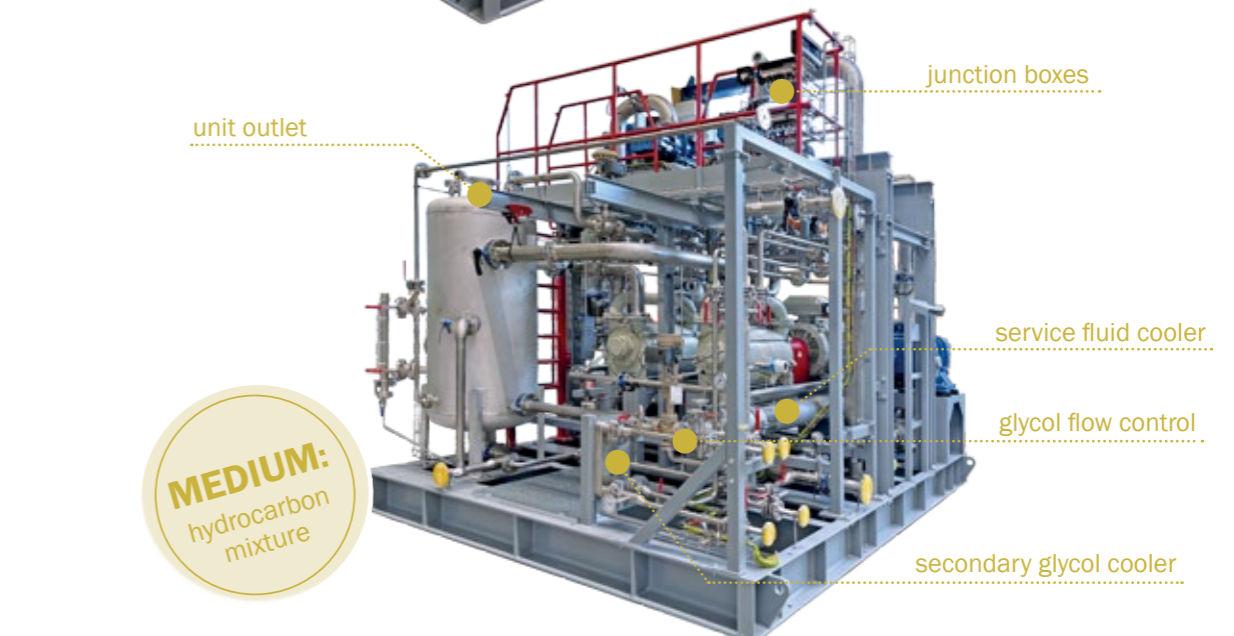
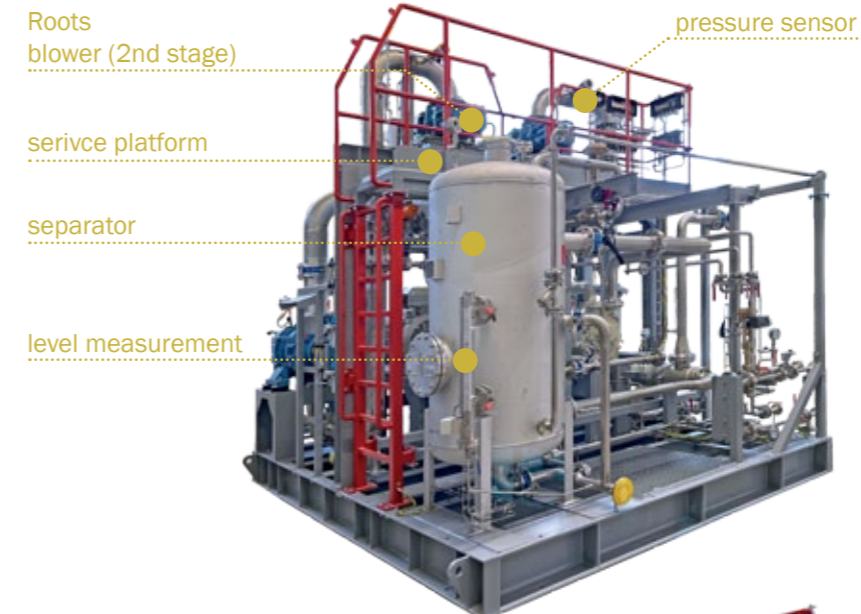
1500 m³/h at 10 mbar

STANDARD
LIQUID RING
VACUUM PUMP
TRVX 1257
45 kW

HYDROTWIN
VACUUM UNIT
TRVX 1257 + BORA 673
15 + 5,5 kW
20,5 kW



ENERGY SAVINGS COMPARISON



MEDIUM:
hydrocarbon
mixture



Vacuum systems

2-STAGE VACUUM UNIT FOR GAS EXTRACTION

2-stage vacuum unit for hydrocarbon extraction.

Unit for hydrocarbon extraction at vacuum up to 30 mbar(a) and flow rate 750 m³/h. In addition to the complete instrumentation package (pressure, temperature, service fluid flow and other monitoring), the system includes a glycol plant for cooling the working fluid - water.

MEDIUM
hydrocarbon

VACUUM
30 mbar(a)

SERVICE FLUID
water

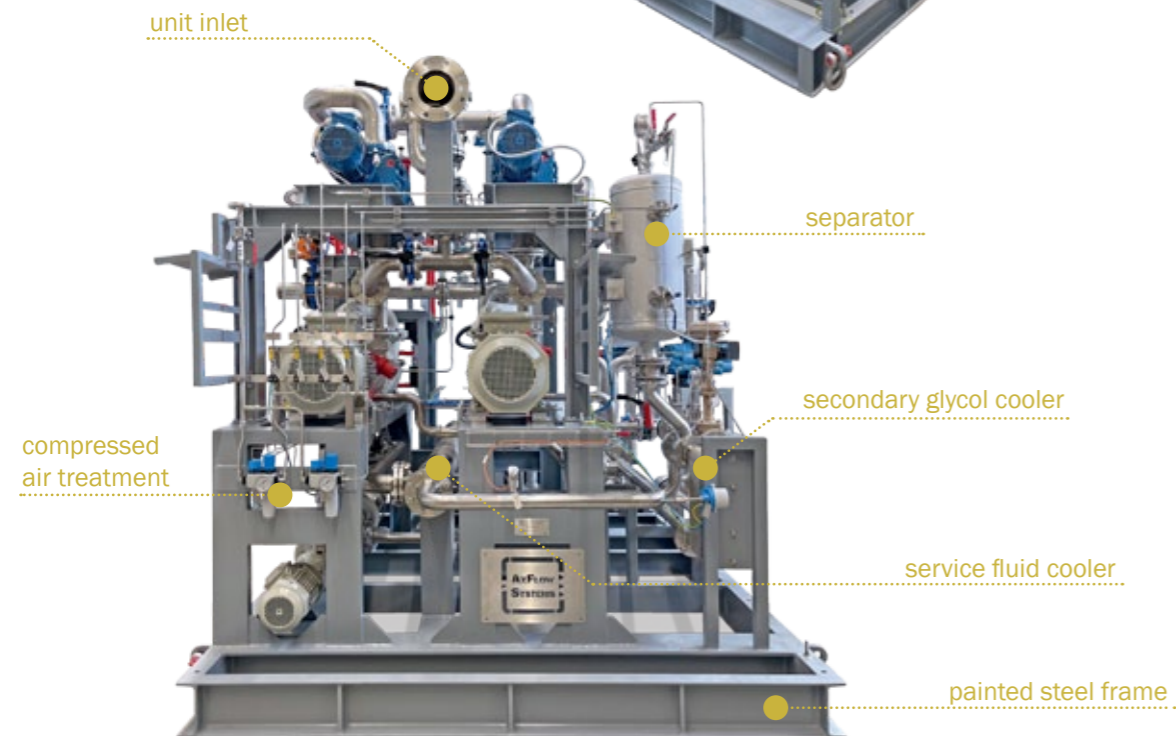
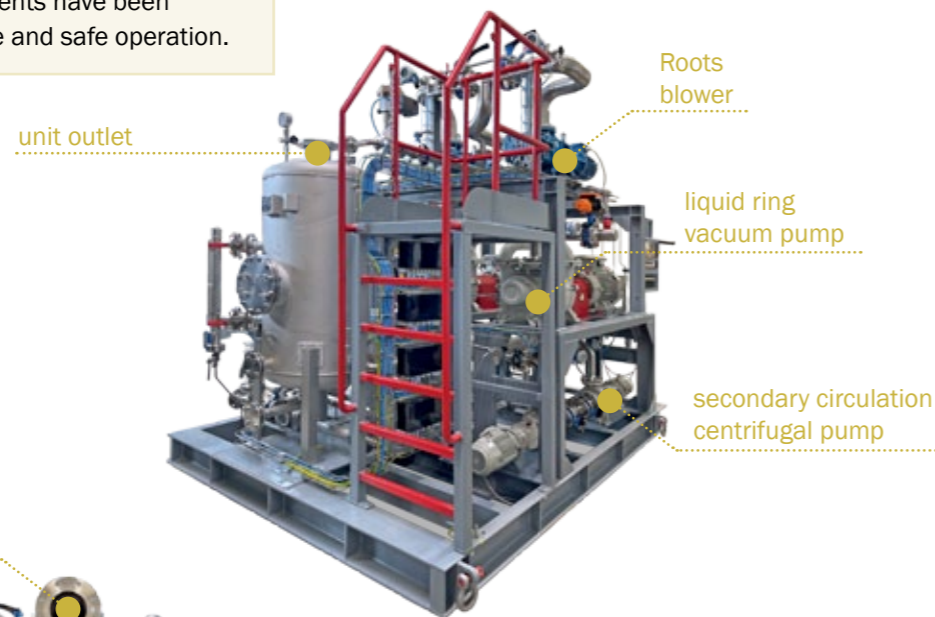
MATERIAL
stainless steel

FLOW RATE
750 m³/h

FOOTPRINT
2,6 x 3,4 m

CHEMICAL COMPATIBILITY

Due to the hazardous nature of the extracted medium, compatible components have been selected to guarantee reliable and safe operation.



Vacuum systems

LIQUID-RING SYSTEMS

The foundation of any vacuum system is a properly designed liquid ring vacuum pump. It requires a constant supply of service liquid at the correct temperature to function. However, in addition to its sealing function, the service liquid also removes the compression heat from the pump, thereby heating itself. The temperature of the service liquid has a significant effect on the operating point of the vacuum pump, so it must be kept within the required temperature range. AxFlow liquid ring systems provide a comprehensive and economical solution for liquid ring vacuum pump operation in several equipment levels.

PARTIAL RECIRCULATION SYSTEMS

The vacuum pump is connected to the supply separator and allows circulation of the service liquid. However, for the long-term operation of the vacuum pump, the service liquid must be regenerated due to the rising temperature in the circuit.

- + lowest investment costs
- + suitable for short-term operation and heavily contaminated steam
- + possibility of filling/draining of liquid
- fluctuating vacuum pump parameters due to unstable service liquid temperature
- service liquid regeneration required for long-term operation
- higher running costs

COMBINED VACUUM SYSTEMS

To achieve the highest vacuum, AxFlow offers liquid ring systems supplemented by a pre-assigned dry-running booster (Roots blower) or a gas/steam ejector.

Ejector

- + simple construction without drive
- + vacuum increase up to units of mbar(a)
- need for an additional drive medium (steam type)
- vacuum increase at the expense of flow rate decrease

Booster (Roots blower)

- + vacuum increase up to units of mbar(a)
- + simultaneous increase in flow rate
- + lowest running costs
- + possibility to replace a significantly larger vacuum pump with a small aggregate without booster
- higher acquisition costs

FULL RECIRCULATION SYSTEMS

The service liquid circulation is supplemented by a heat exchanger to ensure a continuous supply of service liquid at a constant temperature.

- + significantly more economical operation
- + constant vacuum pump parameters
- + choice of exchanger type based on vapour purity (plate, tube)
- + possibility of automated filling/draining of liquid
- slightly higher investment costs

WHAT CAN WE DO?

Delivering a catalog product is one thing. We invent, build and commission our systems ourselves, which is only possible because of the extraordinary range of services available to you.

AXFLOW SCOPE OF SUPPLY

- ✓ Design and calculation
- ✓ Assembly and installation
- ✓ Welding
- ✓ Wiring
- ✓ Software
- ✓ Service
- ✓ Consulting
- ✓ Documentation

ASSEMBLY AND INSTALLATION

Modernly equipped assembly hall and a wide range of on-site installation options.

AxFlow has modern facilities with a fully equipped assembly hall in Prague, where we build all our units for you.

After assembly, each packed unit undergoes a standard quality and leak check. But our work doesn't end with the completion of the unit. We will come to your facility and provide piping connections for all inlets and outlets. This ensures that you always have a guarantee of correct installation and functionality, including a superior warranty on the entire delivery range.



INSTALLATION

- ✓ Unit assembly in the production hall
- ✓ Quality and leak control
- ✓ Transport to the site
- ✓ Pipe connecting
- ✓ Warranty on the whole delivery range

ALL UNITS
BUILT IN
CZECH
REPUBLIC



WELDING

Diligence, creativity and modern practices.

Perfect joints welded in a protective atmosphere are the basis of our systems. Our welding team is ready to meet the challenges in food and industrial plants. All work is backed by the necessary certification and, of course, is covered by our warranty.

Do you need to pipe the unit to your existing technology? No problem! We know our systems inside out, so we know best how to make the connection so everything works as it should. Save yourself the hassle and leave it to us!



AXFLOW WELDING

- ✓ TIG welding in a protective atmosphere
- ✓ Certification to the ČSN EN 3834-2:2006 standard
- ✓ Welding of stainless and carbon steel
- ✓ Guaranteed sealing
- ✓ Weld grinding

ON-SITE AND WORKSHOP WELDING

WIRING

Electric motors, sensors, valves and control cabinets as an integral part of our technology.

You can always rely on professional electrical wiring and the use of modern components and approaches for our deliveries.

We design and build all electrical control cabinets ourselves and deliver them including complete documentation. Our application department then benefits from many years of expert know-how in the field of process sensors

We use only quality components from world-class manufacturers and we can also adapt to your requirements. Uncompromising operational safety is paramount

We will wire up everything needed at the workshop or on-site and provide an electrical inspection/testing to get the new technology up and running as soon as possible.



Hygienic and industrial **DESIGN** also for ATEX sites



ELECTRICAL WIRING

- ✓ Design of electrical components
- ✓ Control cabinet construction
- ✓ Cable connection of the unit
- ✓ Electrical connection to technology
- ✓ Electrical project and other documentation
- ✓ Unit test/equipment revision

SOFTWARE

Software flexibility and sophisticated control.

We design and develop the control software from scratch in AxFlow ourselves. This way you can rely on a functional unit that we can tailor to your needs. We use the most widely used control systems from Siemens and Allen-Bradley.

Touch controls on modern control screens, customized for easy management and clear status monitoring. This is our idea of industrial automation.

Our systems can operate completely autonomously, but increasingly we are integrating them into existing technology and providing software communication between our unit and your system.

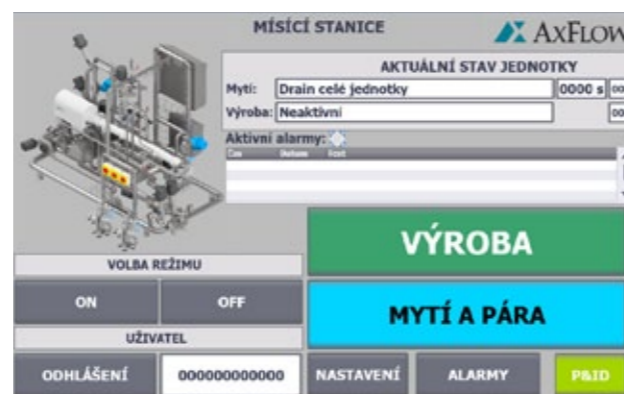
Fast software assistance in the event of a sudden problem then completes the unparalleled software services on the market.



COMMUNICATION

- ✓ Siemens and Allan-Bradley systems
- ✓ EtherNET, ProfiNET, ModBUS, ProfiBUS, relay communication
- ✓ Touch screen control
- ✓ Software connection to technology
- ✓ Fast and flexible support

CUSTOM SOFTWARE AND CONTROL DESIGN




SERVICE

Full service support for the entire period of system operation.

We build our units exclusively from quality components and pride ourselves on their longevity. However, in addition to regular maintenance, we are also prepared for unexpected situations and problems. In these cases, you can rely on experienced service technicians as well as process engineers and designers to help identify the problem and provide a quick solution.

To minimize the risk of forced production shutdowns, we offer consignment warehouses and service contracts.



OUR SUPPORT SERVICES

- ✓ Regular maintenance
- ✓ Emergency service
- ✓ Service of ATEX equipment as per 2014/34/EU standard
- ✓ Service contracts and consignment warehouses
- ✓ Czech and slovak service team

ORIGINAL SPARE PARTS



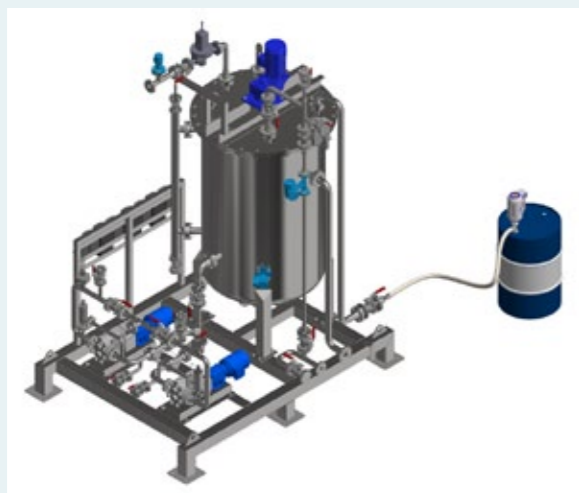
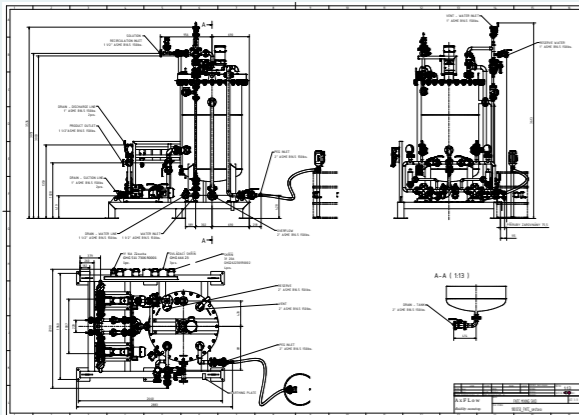
DOCUMENTATION

COMPLETE GUIDE

For each system, we supply clear operating instructions covering all processes and conditions, whether it is operation or maintenance.

CONSTRUCTION DRAWING DOCUMENTATION

We design all our systems in a 3D interface. This way, in addition to the standard 2D dimensional drawings, you always have a 3D model of the unit for easy use in further design.



MATERIAL CERTIFICATES

We can provide material certificates according to ČSN EN 10204 (2.2, 3.1) for any metal components of our systems.



HYGIENE CERTIFICATES

Component certifications are available for food and pharmaceutical systems certifying their suitability for clean installations.



ATEX CERTIFICATION

We also supply our systems for hazardous areas. You will receive all necessary certificates and declarations for the entire system and individual components.

fluidity.nonstop® is our promise and our goal. It expresses our commitment to providing a high level of service and offering quality products, technical solutions, and expertise that are at the top of the industry.

We are a leading European supplier of turnkey hygienic, industrial, and vacuum systems. We design and build our systems entirely in the Czech Republic and use top-quality components from the world's best manufacturers. Our dynamic team combines years of detailed application know-how with modern approaches and always puts the customer first. Entrust us with your application and improve your operation.



AxFlow s.r.o., K Hrušovu 292/4, CZ-102 00 Praha 10

axflow@axflow.cz

www.axflow.cz

AxFlow s.r.o., o.z.p.z.o., Zábranie 56, SK-920 01 Hlohovec

axflow@axflow.sk

www.axflow.sk

